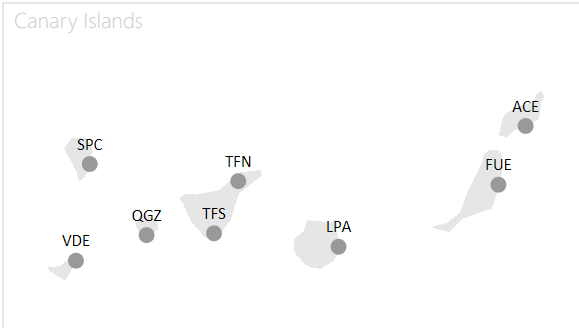


# JT Barcelona-El Prat Airport 2025

# JT Barcelona-El Prat



Aena Spanish Airports  
(excluding MCV, QSA, SBO exclusive for GA)

# Highlights 2019 · 2025

JT Barcelona-El Prat



2019

2024

2025



Pax

52,7M

% Var. 19-18

5,0 %

55,0M

% Var. 24-23

10,3 %

57,5M

% Var. 25-24

4,4 %

% Var. 25-19

9,1 %



Ops

345K

% Var. 19-18

2,7 %

348K

% Var. 24-23

9,1 %

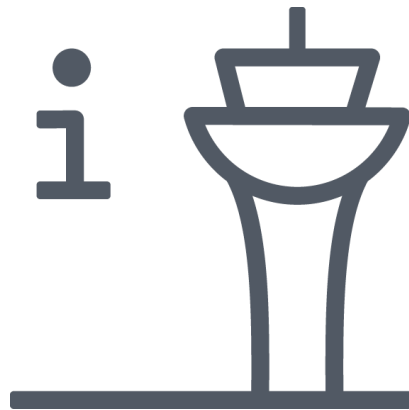
361K

% Var. 25-24

3,7 %

% Var. 25-19

4,7 %



Cargo  
(Kilograms)

176,8M

% Var. 19-18

2,2 %

181,7M

% Var. 24-23

16,1 %

200,7M

% Var. 25-24

10,5 %

% Var. 25-19

13,5 %

Source:


Aena. Provisional non-audited data 2025 (round trip)


# Highlights 2025

Barcelona airport is ranked **6th** among the EU+UK airports according to ACI Europe Statistics in 2025

 Avg. pax / week  
**1,1M**

Avg. ops / week   
**6.938**

  
Countries \*

**66**  
 Destinations  
221  
Destinations  
13  
New Destinations

  
Airlines \*

**90**

  
Routes \*

**379**  
Domestic  
53  
International  
326



Pax profile

17% business

· Residence ·

40% BCN apt. province

22% rest of Spain 

38% foreign 



Info

H24 airport

· Runway cap. ·

Ops. dep: 38

Ops. arr: 40

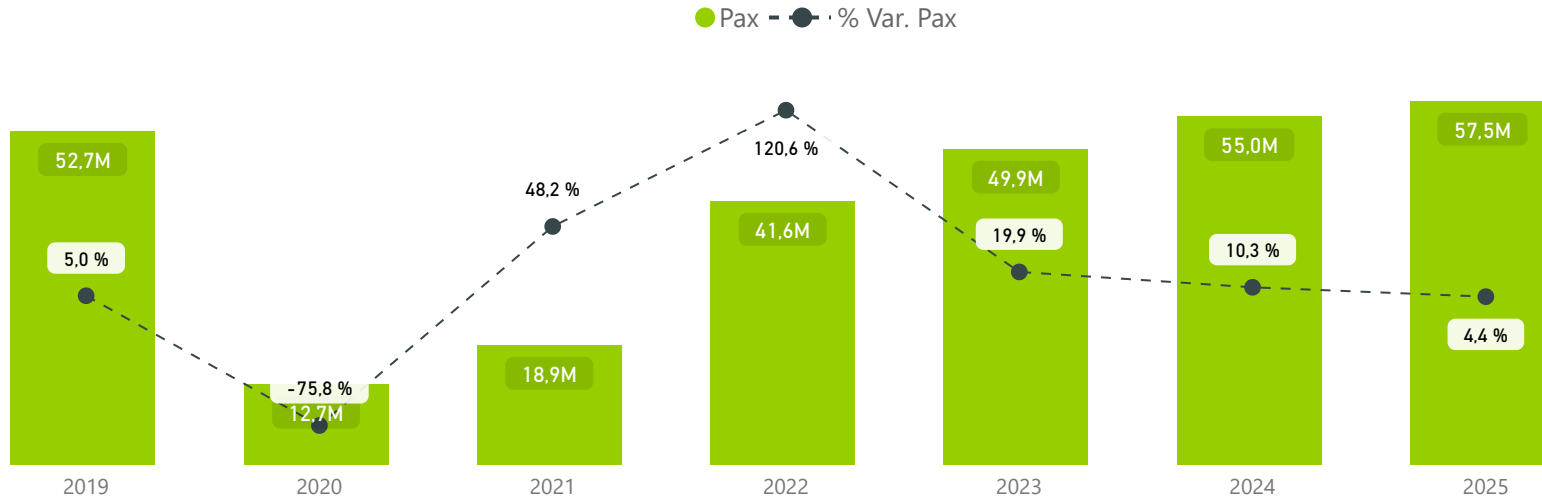
Total ops: 78

Sources:

\* ≥ 5,000 pax/year. Aena. Provisional non-audited data 2025 (round trip)

Aena surveys

### Annual traffic evolution



### Monthly traffic evolution · 2025



65 %  
Summer season

Source:

Aena. Provisional non-audited data 2025 (round trip)

# Traffic statistics 2025


### Traffic distribution

International



Total countries \*


65



75%

43,3M international pax  
6,2 % Var. 25-24

Domestic

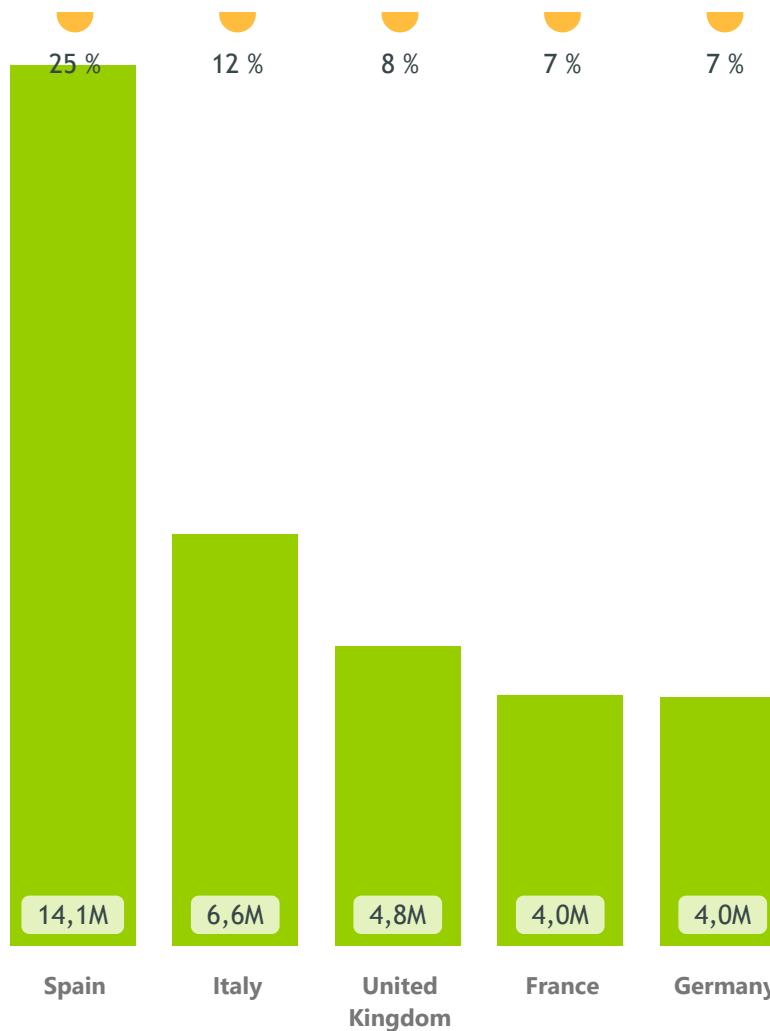


25%

14,1M domestic pax  
-0,6 % Var. 25-24

### Main countries \*

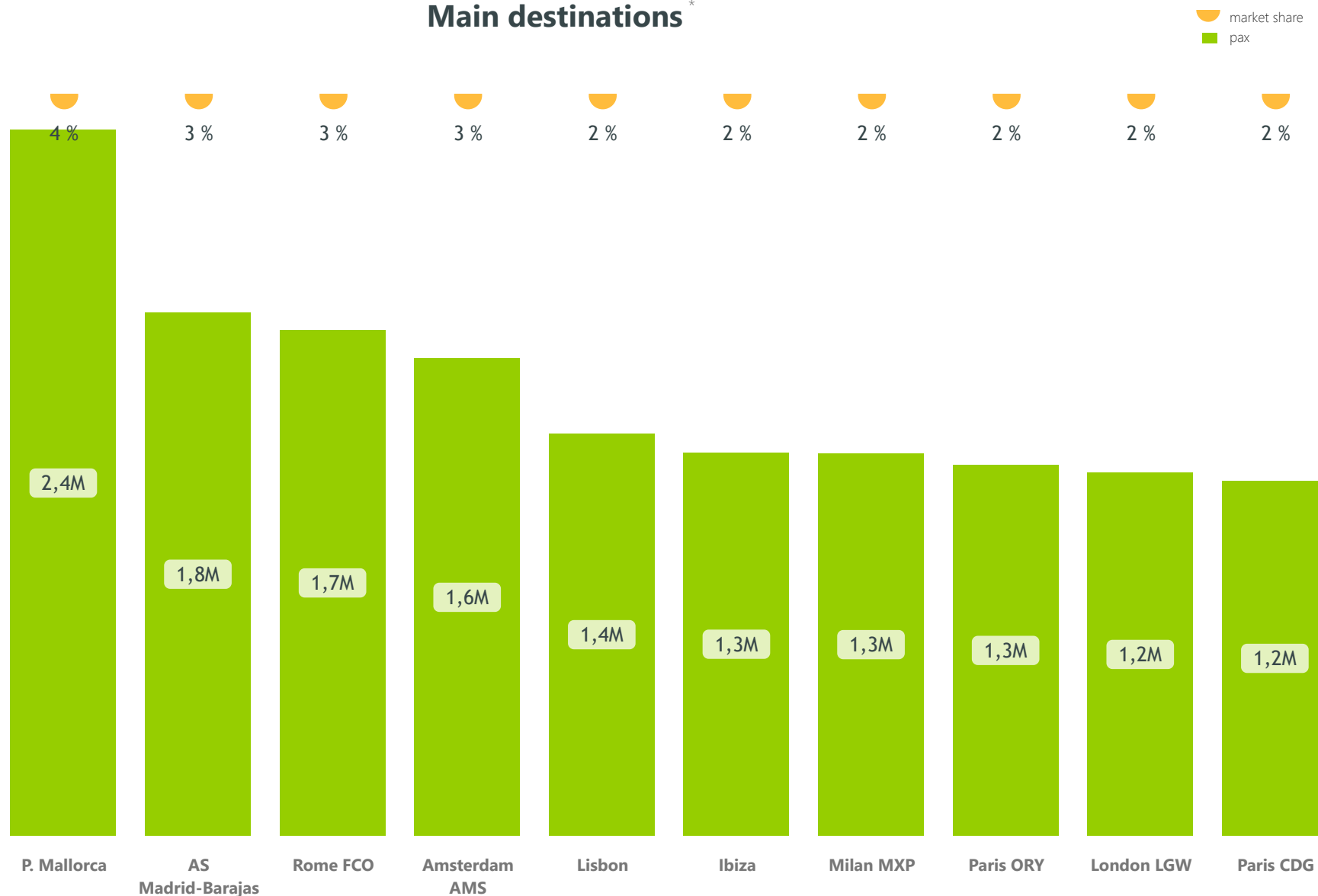
market share  
pax



Source:

\* ≥ 5,000 pax/year. Aena. Provisional non-audited data 2025 (round trip)

### Main destinations\*

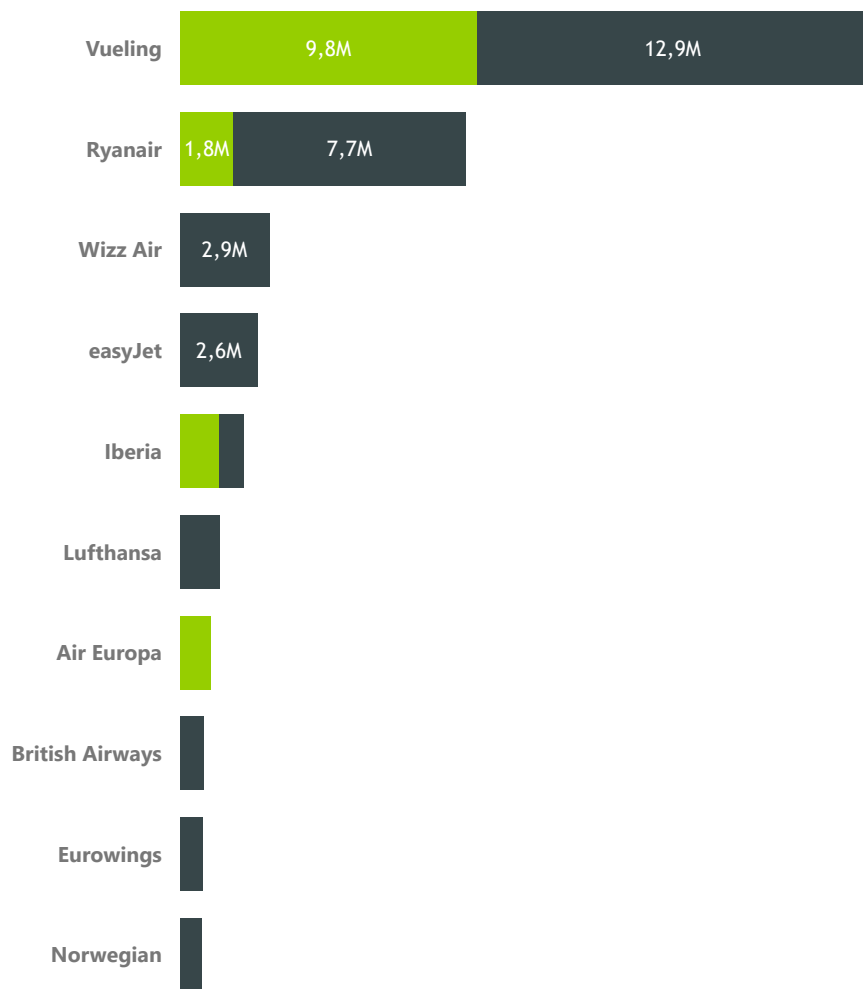


Source:

\* ≥ 5,000 pax/year. Aena. Provisional non-audited data 2025 (round trip)

### Main airlines \*

● Domestic ● International



Airline	Pax	% Var. 25-24	Share	Routes *
Vueling	22.701.652	4 %	40 %	94
Ryanair	9.430.741	2 %	16 %	74
Wizz Air	2.937.164	16 %	5 %	25
easyJet	2.569.336	-3 %	5 %	21
Iberia	2.082.071	-2 %	4 %	8
Lufthansa	1.291.827	-4 %	2 %	2
Air Europa	1.011.637	0 %	2 %	2
British Airways	759.569	-6 %	1 %	1
Eurowings	754.963	13 %	1 %	6
Norwegian	697.260	-4 %	1 %	8

Airlines

90



Charter

0 %

236K

Pax

Source:

\* ≥ 5,000 pax/year. Aena. Provisional non-audited data 2025 (round trip)


# Route map · Domestic · 2025

JT Barcelona-El Prat





 Pax  
**14,1M**

 Share  
**24,6 %**

 Destinations  
**31**

 Routes  
**53**

 Destination  
 New destination



Source:

Aena. Provisional non-audited data 2025 (round trip)

Destination: airport pair. Route is destination by airline

Destination:  $\geq 5,000$  pax/2025

New destination:  $\geq 5,000$  pax/2025 and  $\leq 1,000$  pax/2024


# Route map · Europe · 2025

JT Barcelona-El Prat





 Pax  
35,3M

 Share  
61,5 %

 Destinations  
134

 Routes  
236

 Destination  
 New destination



## Top countries

## Destinations

Italy	24
United Kingdom	17
France	12
Germany	10
Portugal	4

Source:

Aena. Provisional non-audited data 2025 (round trip)

Destination: airport pair. Route is destination by airline

Destination:  $\geq 5,000$  pax/2025

New destination:  $\geq 5,000$  pax/2025 and  $\leq 1,000$  pax/2024

# Route map · Africa · 2025

JT Barcelona-El Prat



Pax

1,8M

- Destination
- New destination



Share

3,2 %



Destinations

17



Routes

34



Top countries

Destinations

Morocco	10
Algeria	2
Egypt	2
Senegal	1
Tunisia	1

Source:

Aena. Provisional non-audited data 2025 (round trip)

Destination: airport pair. Route is destination by airline

Destination:  $\geq 5,000$  pax/2025

New destination:  $\geq 5,000$  pax/2025 and  $\leq 1,000$  pax/2024

# Route map · M.E & Asia · 2025

JT Barcelona-El Prat



Pax

2,7M

- Destination
- New destination



Share

4,7 %



Destinations

16



Routes

20



Top countries

Destinations

China	3
United Arab Emirates	2
Israel	1
Qatar	1
South Korea	1

Source:

Aena. Provisional non-audited data 2025 (round trip)

Destination: airport pair. Route is destination by airline

Destination:  $\geq 5,000$  pax/2025

New destination:  $\geq 5,000$  pax/2025 and  $\leq 1,000$  pax/2024

# Route map · America · 2025

JT Barcelona-El Prat



Pax

3,5M



Share

6,1 %



Destinations

23



Routes

36

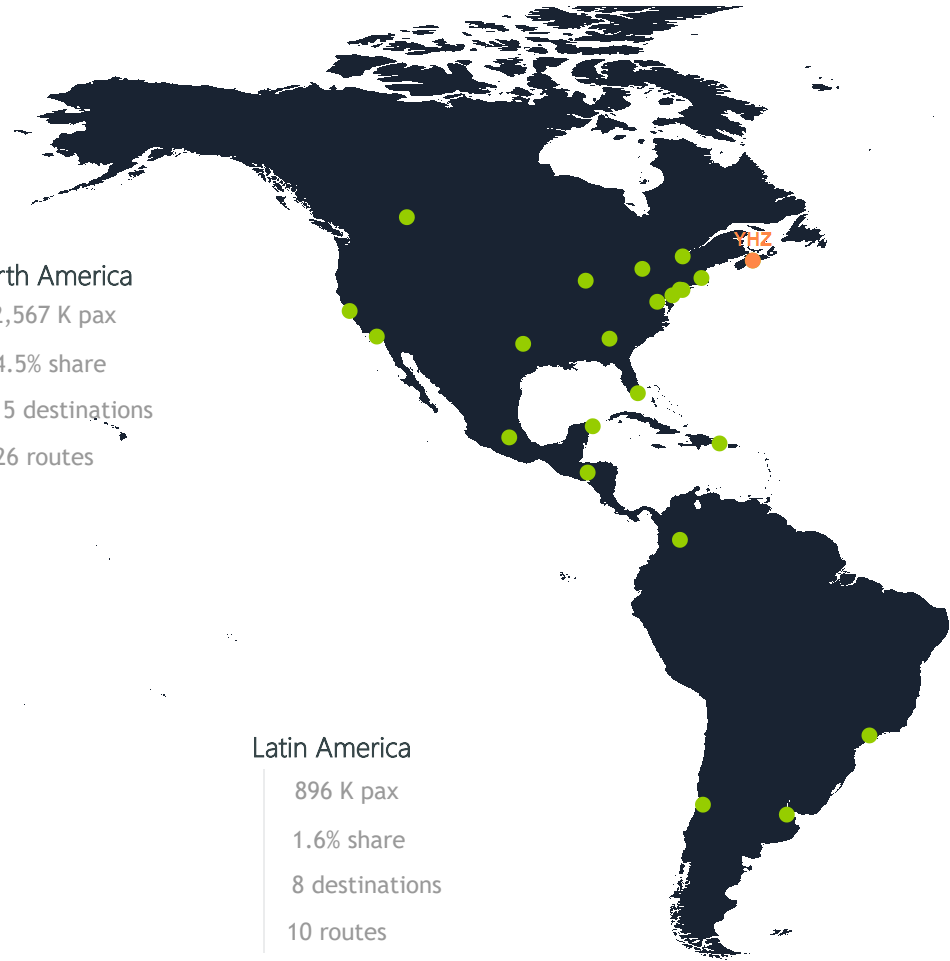
- Destination
- New destination

## North America

2,567 K pax  
4.5% share  
15 destinations  
26 routes

## Latin America

896 K pax  
1.6% share  
8 destinations  
10 routes



### Top countries

### Destinations

U.S.A.	11
Canada	4
Mexico	2
Argentina	1
Colombia	1

Source:

Aena. Provisional non-audited data 2025 (round trip)

Destination: airport pair. Route is destination by airline

Destination: ≥ 5,000 pax/2025

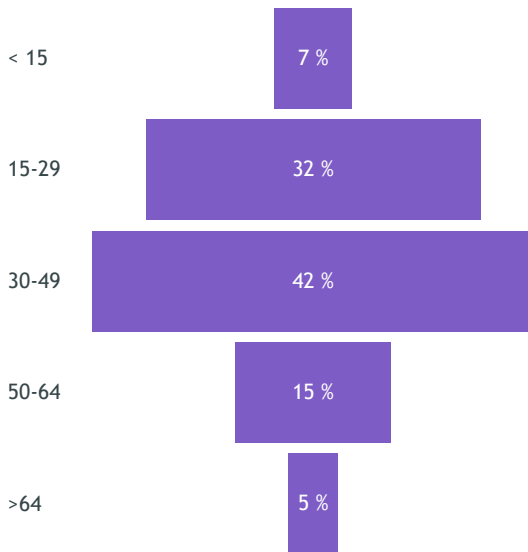
New destination: ≥ 5,000 pax/2025 and ≤ 1,000 pax/2024

# Passenger profile

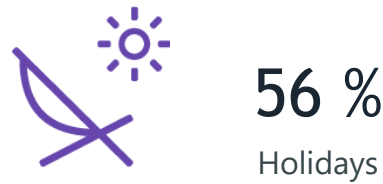
## Gender



## Age



## Reason for travelling



## Residence

40% BCN apt. province



22 % Rest of Spain

38 % Foreign

## Nationality



53 % Spain

47 % Foreign

Source:

Aena surveys (sample=14,264)

Expansion: Departing commercial passengers in 2025

### Summer 26

Runway capacity (Ope/H)	Arrivals		Departures	
	Time	Count	Time	Count
	00:00 - 03:59	24	00:00 - 03:59	24
	04:00 - 04:59	18	04:00 - 04:59	30
	05:00 - 20:59	38	05:00 - 20:59	40
	21:00 - 22:59	26	21:00 - 22:59	22
	23:00 - 23:59	24	23:00 - 23:59	24



### ⇒ Commercial aviation parking stands: 184

#### ⇒ Air bridges: 73

3	A-300-600	27	B-767
3	A-380-800	2	B-787
13	A-320	2	CRJ-1000
90	A-321/B-737	2	F-50
22	A-340-600/B-747	2	A-330-300
1	B-777-300	17	B-757
40	General aviation		

⇒ **Code OACI:**  
**LEBL**

⇒ **Code IATA:** **BCN**

⇒ Altitude (reference point): 4 m

⇒ Reference temperature: 29°C

⇒ Service timetable (UTC): H-24

⇒ Fire category: 10

#### Runways:

⇒ 02/20 (2,528 x 45 m)

⇒ 06L/24R (3,352 x 60 m)

⇒ 06R/24L (2,660 x 60 m)

Source:

AIP Spain (last available)  
AECFA (Summer 26)  
DORA 2022-2026

# Infrastructures & facilities

JT Barcelona-El Prat



Terminal buildings:  
T1, T2 and  
Corporate Aviation  
Terminal



3  
Runways  
2 CAT II/III



303  
Check-in counters  
91  
Self-service kiosks



4 (6,664 m<sup>2</sup>)  
VIP lounges



Security  
personnel



165  
Boarding  
gates



184  
Parking places  
73  
Boarding airbridges



53 (16,568 m<sup>2</sup>)  
Restaurants and  
cafeterias



H-24



32  
Baggage reclaim  
carousel



35,440  
Parking offer



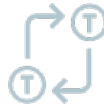
76 (19,369 m<sup>2</sup>)  
Shops and duty  
free



Wifi area



Passengers info



Transport between terminals



Luggage trolleys



Car hire



Tax refunds



Banking services



Lost and Found



Luggage services



Accessibility for PMR



Special needs passengers



Medical care



Families



Fast Track

# Quality, environment & awards

JT Barcelona-El Prat



The airport is focused on having the best image possible. JT Barcelona-El Prat airport has implemented an **Integrated Quality and Environmental Management System**, certified according to **ISO 9001 and ISO 14001** standards as well as the requisites for being certified according to **ISO 20906 Unattended monitoring aircraft sound in the vicinity of airports**.



Many private companies have rewarded the airport's work:

- The airport was awarded with **Most Dedicated Staff** at the ASQ (Airport Service Quality) Awards given by the Airports Council International (ACI) in 2024 and 2025.
- The airport was awarded with **Easiest Airport Journey** at the ASQ (Airport Service Quality) Awards given by the Airports Council International (ACI) in 2025.
- **Special mention** in the "over 40 million passenger" category in 2023 and **Most Enjoyable Airport** at the ASQ (Airport Service Quality) Awards given by the Airports Council International (ACI) in 2023 and 2025.
- In 2022, **Best innovation** in airport passenger related processes by the **ACI-Amadeus Technology Innovation Award**.
- In 2021, 'The Voice of the customer' recognition by **ACI World** and **ASQ Award** for **Best Hygiene Measures by Region (Europe)**.
- In 2017, the **Airport with the most new long-haul routes** of the year by anna.aero.
- **Best Airport in Southern Europe** by **Skytrax** in 2011, 2012, 2014 and 2016 and was the second in the same category in 2015 and 2017. Furthermore the airport was among the **ten best airports in Southern Europe** according to the 2013 annual survey by Skytrax.
- **Best Airport over 25 Million Passengers category** by ACI Europe in 2010 and 2014.
- NGO **Aldeas Infantiles** acknowledges the work of Barcelona-El Prat airport for collaborating with the organization's programs for children and young people.
- The Pau Casals VIP lounge at JT Barcelona-El Prat Airport received the 2013 **Global Lounge of the Year Award** by the members of Priority Pass.
- JT Barcelona-El Prat Airport was **certified by the Spanish Aviation Safety Agency (AESA)**, according to EU 139/2014 regulation.
- The digital publication **Airline Network News & Analysis** awarded the airport with the **Euro Annies Award 2012** as the airport with the highest passenger growth in Europe in the category of more than 10 million passengers.
- In 2011 the JT Barcelona-El Prat received the **Routes Europe Award** as the **Best Airport Marketing** in the Mediterranean and Southern Europe category.



JT Barcelona-El Prat Airport has **Level 4 Optimization certification** under **ACI Europe's Airport Carbon Accreditation Programme** for its reduced carbon footprint.

As part of a wide pool of environmental initiatives that JT Barcelona-El Prat Airport is implementing, it has installed charging points for electric vehicles and photovoltaic modules and changing the fleet of its vehicles by electric ones, or a Movility Plan with the local council in order to promote the intermodality.



Yearly **quality surveys** for airlines and passengers are carried out in order to monitor their perception of the airport services.

## AENA and the Sustainable Development Goals



Towards Sustainable Development

We guarantee sustainable consumption modalities

We generate a sustainable economic growth

We promote diversity and social inclusion

We strengthen partnerships to achieve sustainable goals

We protect the environment and fight against climate change



FTSE4Good



Member of  
Dow Jones  
Sustainability Indices  
Powered by the S&P Global CSA



### FTSE4 Good Index

Aena has achieved the highest possible score of 5 out of 5 for the last three consecutive years.

### Climate Disclosure Project

In 2025, Aena achieved an A, the highest possible rating, on the climate change questionnaire.

### Dow Jones Sustainability Index

Aena scored 83 points in the environmental dimension with a total score of 60 points (out of 100). In 2025, Aena maintained its inclusion in the Dow Jones Sustainability Index and the Sustainability Yearbook 2025.

### Ibex ESG Index

Aena included for the second consecutive year in the Ibex ESG Index, which recognizes it as one of the most sustainable and responsible companies in Spain.

### Climate Leaders

Aena included for the third consecutive year in the "Europe's Climate Leaders" ranking.

[Climate Action Plan](#)



## More significant targets and projects

2026

**CARBON NEUTRALITY**  
with offsetting



2026

**Carbon neutral accreditation**  
Level 4+ in 2026 and Level 5+ in 2030 at the main airports



2030

**NET ZERO carbon**



### Renewable energy

- Photovoltaic plan
- 100% purchase electricity through renewable energy guarantees of origin



### Sustainable mobility

- Charging points for electric vehicles
- Eco-cars fleet plan



### Climate Action Plan

- It includes appropriate management, monitoring and communication mechanisms



## Incentives and discounts



Business opportunities

A very diverse programme of rate incentives for airlines



 [Incentives and discounts](#)



## Marketing Support



Marketing

Marketing campaigns to promote new routes



 [Marketing Support](#)



# Thank you



Company committed to the United Nations Sustainable Development Goals (SDGs)



AGENDA  
**2030**