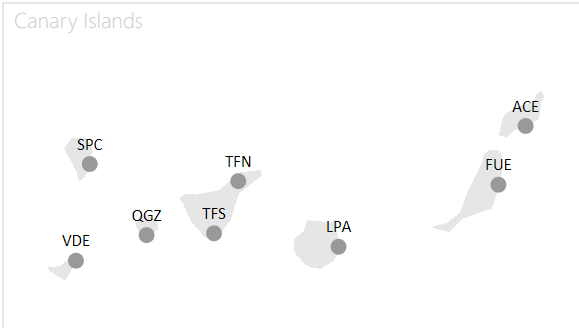


Ibiza Airport 2025

Ibiza



Aena Spanish Airports
(excluding MCV, QSA, SBO exclusive for GA)

Highlights 2019 · 2025

Ibiza



2019

2024

2025



Pax

8,2M

% Var. 19-18

0,6 %

9,1M

% Var. 24-23

1,6 %

9,1M

% Var. 25-24

0,7 %

% Var. 25-19

12,0 %



Ops

75K

% Var. 19-18

-2,1 %

83K

% Var. 24-23

0,3 %

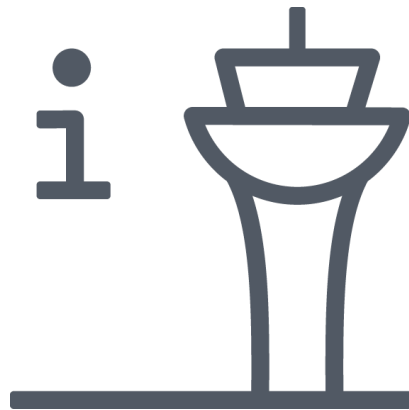
85K

% Var. 25-24

2,5 %

% Var. 25-19

12,9 %



Cargo
(Kilograms)

1,4M

% Var. 19-18

-11,2 %

0,9M

% Var. 24-23

-12,6 %

0,9M

% Var. 25-24

-0,6 %

% Var. 25-19

-39,9 %


Source:


Aena. Provisional non-audited data 2025 (round trip)

Highlights 2025

Ibiza



 Avg. pax / week
264,4K **54,9K**
Summer Winter

Avg. ops / week 
2.364 **643**
Summer Winter


Countries *

15
Destinations
81
Destinations
3
New Destinations


Airlines *

39


Routes *

145
Domestic
23
International
122



Pax profile

80% holidays

· Residence ·

13% IBZ apt. province

25% rest of Spain 

62% foreign 



Info

H24 airport

· Runway cap. ·

Ops. dep: 16

Ops. arr: 16

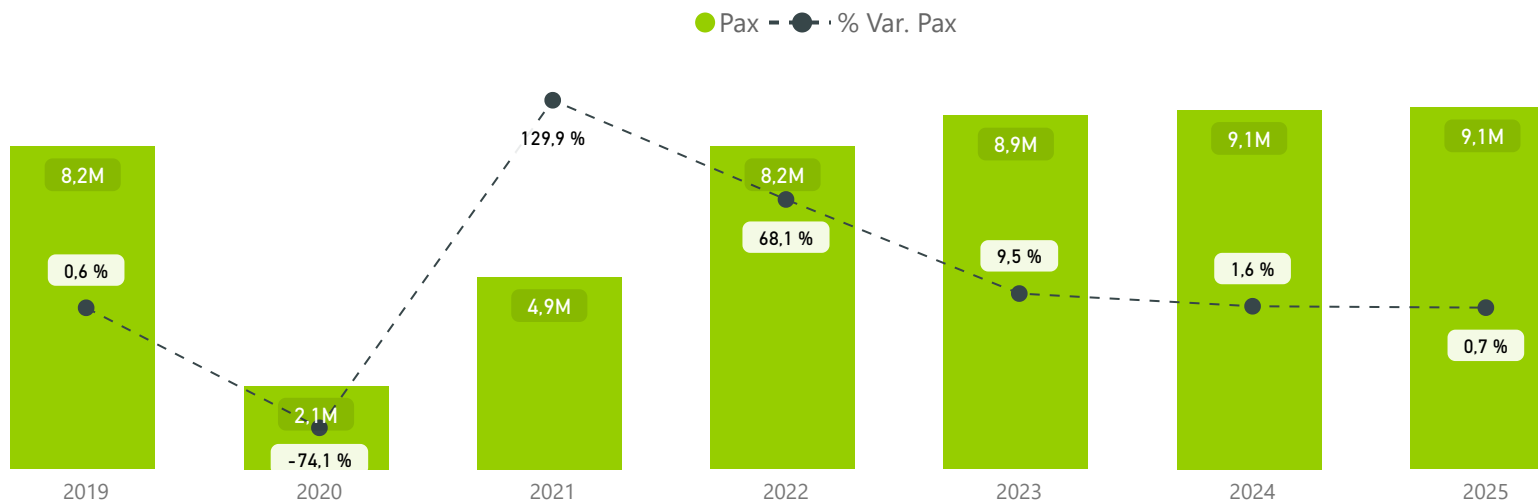
Total ops: 28

Sources:

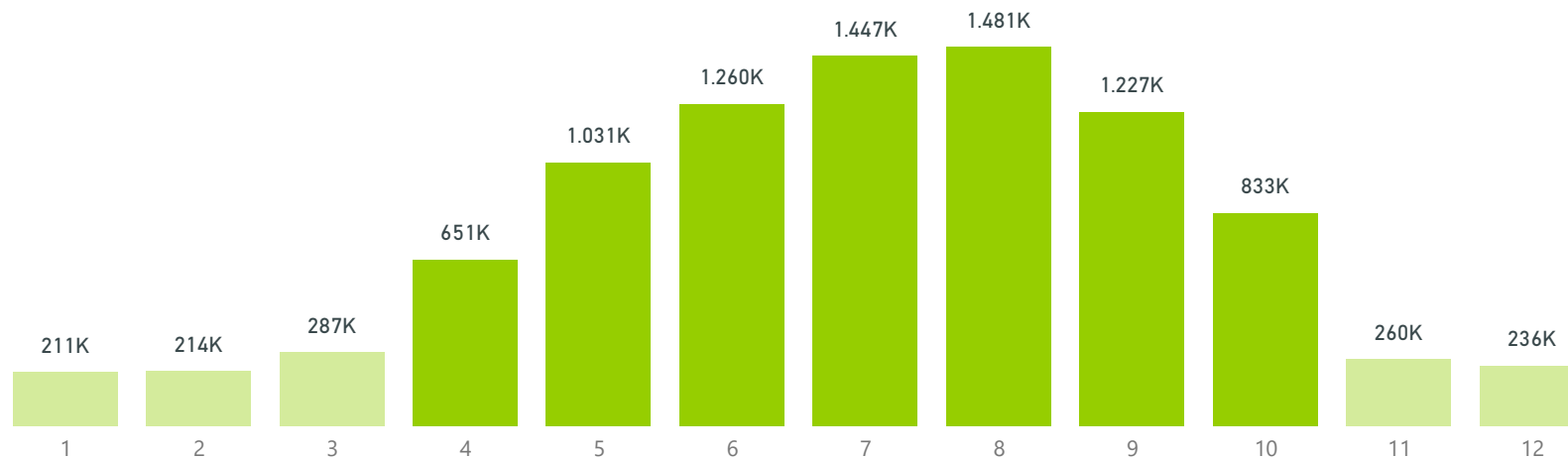
* ≥ 5,000 pax/year. Aena. Provisional non-audited data 2025 (round trip)

Pax profile: Aena surveys

Annual traffic evolution



Monthly traffic evolution · 2025



87 %
Summer season

Source:

Aena. Provisional non-audited data 2025 (round trip)

Traffic statistics 2025

Ibiza




Traffic distribution

International



Total countries *


14



59%

5,4M international pax
2,1 % Var. 25-24

Domestic

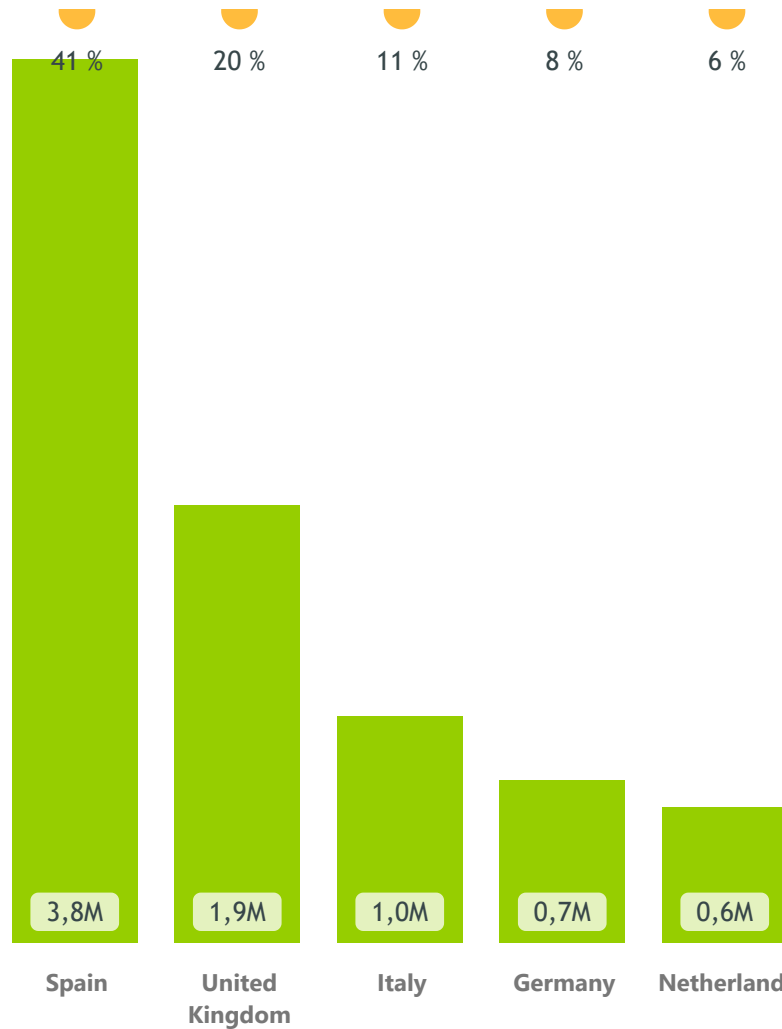


41%

3,8M domestic pax
-1,1 % Var. 25-24

Main countries *

market share
pax

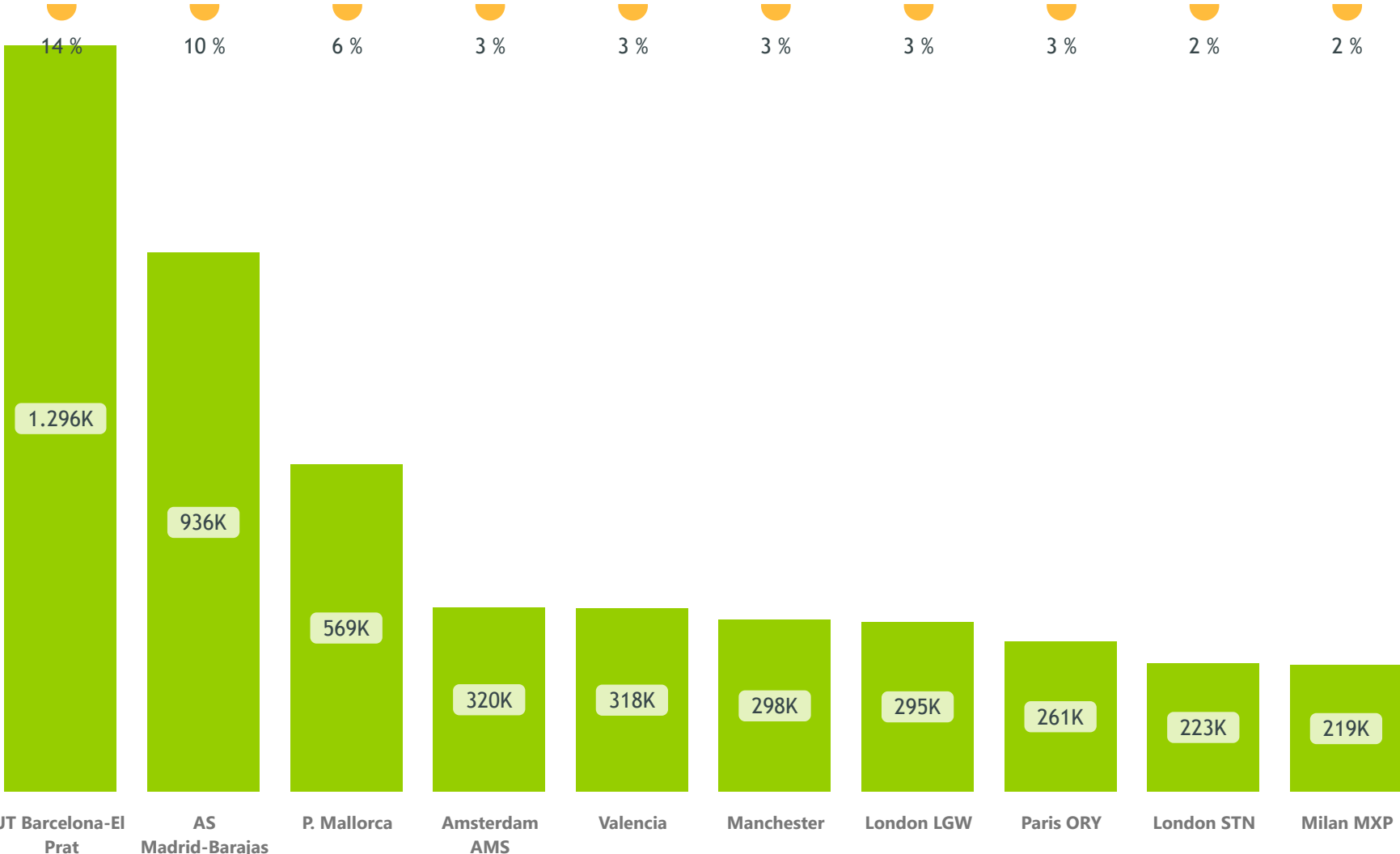


Source:

* ≥ 5,000 pax/year. Aena. Provisional non-audited data 2025 (round trip)

Main destinations*

market share
pax



Source:

* ≥ 5,000 pax/year. Aena. Provisional non-audited data 2025 (round trip)

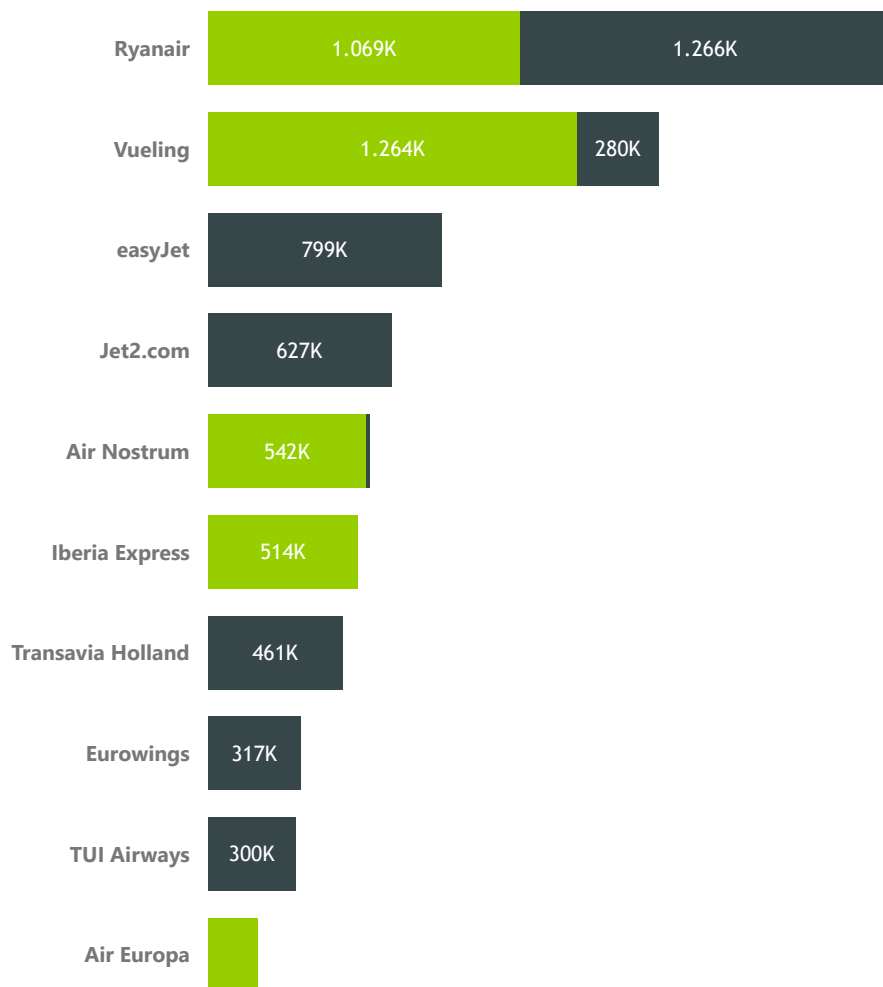
Traffic statistics 2025

Ibiza



Main airlines *

● Domestic ● International



Airline	Pax	% Var. 25-24	Share	Routes *
Ryanair	2.335.484	4 %	26 %	33
Vueling	1.543.737	-2 %	17 %	13
easyJet	799.625	-2 %	9 %	16
Jet2.com	627.106	3 %	7 %	13
Air Nostrum	553.874	3 %	6 %	5
Iberia Express	513.606	7 %	6 %	1
Transavia Holland	461.140	4 %	5 %	4
Eurowings	317.321	-6 %	4 %	6
TUI Airways	300.040	-3 %	3 %	12
Air Europa	170.810	-4 %	2 %	1

Airlines

39



Charter

4 %

380K

Pax

Source:

* ≥ 5,000 pax/year. Aena. Provisional non-audited data 2025 (round trip)

Route map · Domestic · 2025

Ibiza



Pax

3,8M

- Destination
- New destination



Share

41,4 %



Destinations

12



Routes

23



Source:

Aena. Provisional non-audited data 2025 (round trip)

Destination: airport pair. Route is destination by airline

Destination: $\geq 5,000$ pax/2025

New destination: $\geq 5,000$ pax/2025 and $\leq 1,000$ pax/2024

Route map · Europe · 2025

Ibiza



Pax

5,4M



Share

58,6 %



Destinations

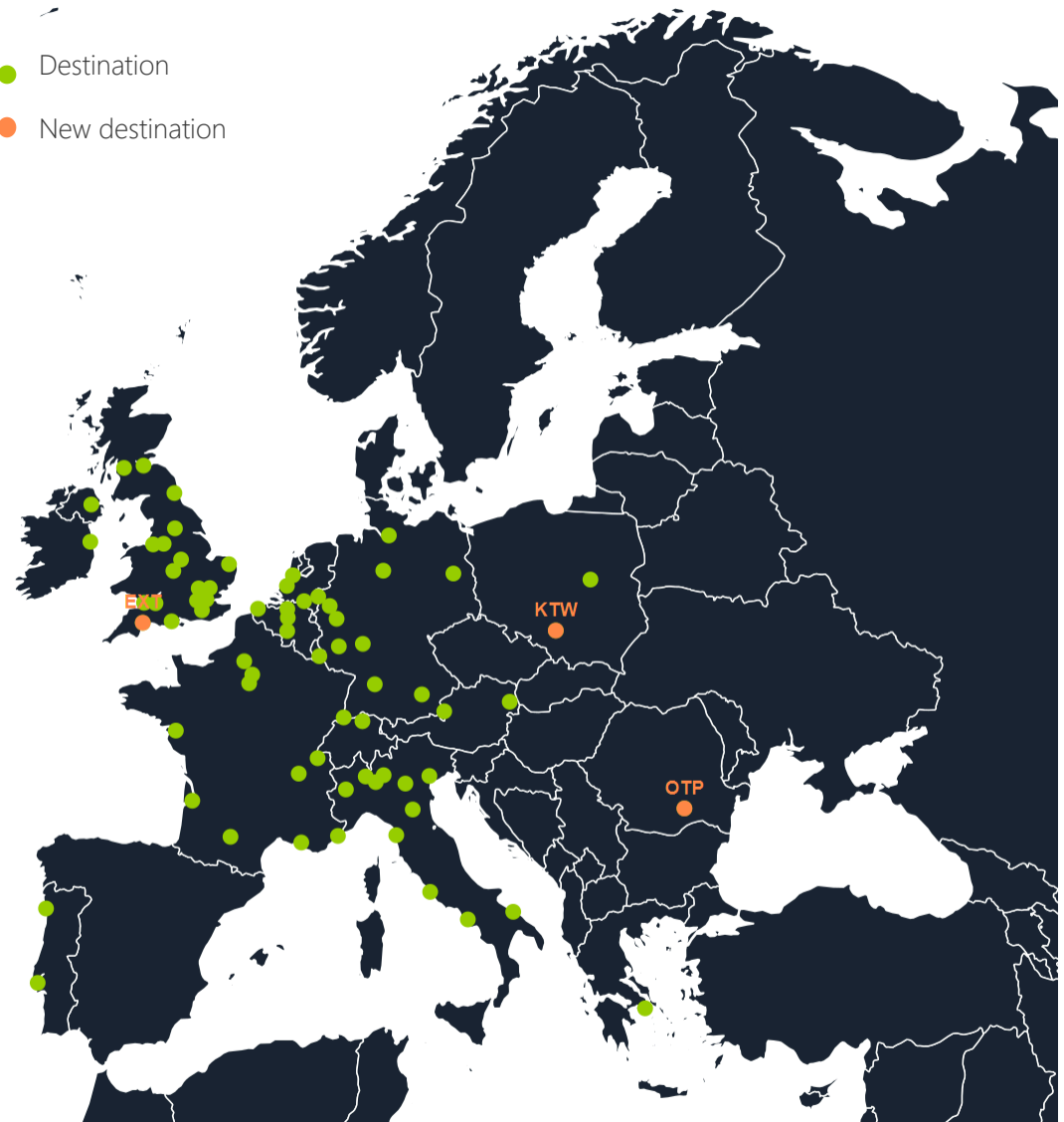
69



Routes

122

- Destination
- New destination



Top countries

Destinations

United Kingdom	19
Italy	11
Germany	10
France	9
Netherlands	3

Source:

Aena. Provisional non-audited data 2025 (round trip)

Destination: airport pair. Route is destination by airline

Destination: $\geq 5,000$ pax/2025

New destination: $\geq 5,000$ pax/2025 and $\leq 1,000$ pax/2024

Passenger profile

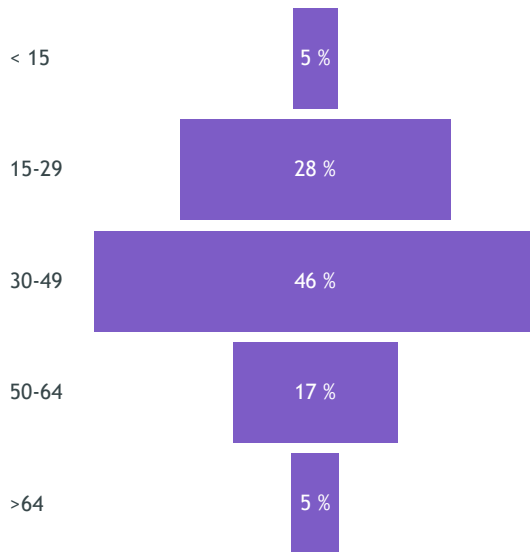
Ibiza



Gender



Age



Reason for travelling



Residence

13% IBZ apt. province



25 % Rest of Spain

62 % Foreign

Nationality



35 % Spain

65 % Foreign

Source:

Aena surveys (sample=2,084)

Expansion: Departing commercial passengers in 2025

Summer 26

	Arrivals	Departures	Total
Runway capacity (Ope/H)	16	16	28
	Arrivals	Departures	
Terminal capacity	Ope/H	11	13 9 Non Sch
	Pax/H	2,700 1,750 Non Sch	2,000 1,750 Non Sch



⇒ Commercial aviation parking stands: 39

⇒ Air bridges: 4

16	A-321	3	B-757-200
1	A-330-200	2	B-717
1	B-767-200	1	CRJ-1000
1	B-767-300	4	GLF-6
6	CL 30	1	E-190
1	B-747-400	52	General aviation
2	F2TH		

⇒ **Code OACI:**
LEIB

⇒ **Code IATA:** **IBZ**

⇒ Altitude (reference point): 7 m

⇒ Reference temperature: 30°C

⇒ Service timetable (UTC):

S: H-24

W: Until Oct: H-24

From 1st Nov: 06:30-23:00 (PS 1 HR PPR)

⇒ Fire category: 9 (1st Apr - 31st Oct)

7 (1st Nov - 31st Mar)

Runway:


⇒ 06/24 (2,799 x 45 m)

Source:

AIP Spain (last available)
AECFA (Summer 26)
DORA 2022-2026

Infrastructures & facilities


Ibiza


Terminal building




1
Runway
CAT I




70
Check-in counters



1 (190 m²)
VIP lounge




Security
personnel




17
Boarding
gates




39
Parking places
|
Boarding airbridges




13 (3,800 m²)
Restaurants and
cafeterias




S: H-24
W: Until Oct: H-24
From 1st Nov:
06:30-23:00
PS 1 HR PPR



10
Baggage reclaim
carousel



1,345
Parking offer
507
Rent a car



12 (2,713 m²)
Shops and duty
free



Wifi area



Passengers info



Luggage trolleys



Car hire



Banking services



Banking services



Lost and Found



Luggage services



Accessibility for PMR



Special needs passengers



Medical care



Families



The airport is focused on having the best image possible. **Ibiza's airport** has implemented an **Integrated Quality and Environmental Management System**, certified according to **ISO 9001 and ISO 14001** standards.



The airport got 'The Voice of the customer' recognition by **ACI World** in 2021.

Ibiza Airport has obtained the **Airport Carbon Accreditation Level 3 (Optimization)** in 2024, being the fifth Aena network airport with that recognition, due to the airport's actions to reduce its CO2 emissions, incorporating efforts from third parties: handling companies, restaurants, rent-a-car companies etc.

2010 Island Council Award for their work on the tourism development.

2009 Public Administration Excellence Award.

Ibiza Airport was **certified by the Spanish Aviation Agency (AESA), according to EU 139/2014 regulation.**



The airport has **Level 3 Optimization certification** under **ACI Europe's Airport Carbon Accreditation Programme** for its reduced carbon footprint.



As part of the environmental initiatives that Ibiza Airport is implementing, it has installed photovoltaic modules and has more than 90,000 m2 of landscaped areas as well as two waste recycling points inside the building heavily used by Ibiza locals. Ibiza airport parking is the biggest electric vehicle's charging point on Ibiza island, with a total of 48 stations.



Yearly **quality surveys** for airlines and passengers are carried out in order to monitor their perception of the airport services.

AENA and the Sustainable Development Goals



We guarantee sustainable consumption modalities

We generate a sustainable economic growth

We promote diversity and social inclusion

We strengthen partnerships to achieve sustainable goals

We protect the environment and fight against climate change



Towards Sustainable Development

[Climate Action Plan](#)



More significant targets and projects

2026

CARBON NEUTRALITY
with offsetting



2026

Carbon neutral accreditation
Level 4+ in 2026 and Level 5+ in 2030 at the main airports



2030

NET ZERO
carbon



FTSE4 Good Index

Aena has achieved the highest possible score of 5 out of 5 for the last three consecutive years.



FTSE4Good



Member of
Dow Jones Sustainability Indices
Powered by the S&P Global CSA

Climate Disclosure Project

In 2025, Aena achieved an A, the highest possible rating, on the climate change questionnaire.

Dow Jones Sustainability Index

Aena scored 83 points in the environmental dimension with a total score of 60 points (out of 100). In 2025, Aena maintained its inclusion in the Dow Jones Sustainability Index and the Sustainability Yearbook 2025.



Ibex ESG Index

Aena included for the second consecutive year in the Ibex ESG Index, which recognizes it as one of the most sustainable and responsible companies in Spain.



Climate Leaders

Aena included for the third consecutive year in the "Europe's Climate Leaders" ranking.



Renewable energy

- Photovoltaic plan
- 100% purchase electricity through renewable energy guarantees of origin



Sustainable mobility

- Charging points for electric vehicles
- Eco-cars fleet plan



Climate Action Plan

- It includes appropriate management, monitoring and communication mechanisms

Incentives & marketing support

Ibiza



Incentives and discounts



Business opportunities

A very diverse programme of rate incentives for airlines



[Incentives and discounts](#)



Marketing Support



Marketing

Marketing campaigns to promote new routes



[Marketing Support](#)



Thank you



Company committed to the United Nations Sustainable Development Goals (SDGs)



AGENDA
2030