

Pamplona Airport 2025

Highlights 2019 · 2025

Pamplona



2019

2024

2025



Pax

243K

% Var. 19-18

18,5 %

220K

% Var. 24-23

11,5 %

233K

% Var. 25-24

5,9 %

% Var. 25-19

-4,1 %



Ops

6K

% Var. 19-18

-4,5 %

6K

% Var. 24-23

8,9 %

7K

% Var. 25-24

21,8 %

% Var. 25-19

15,9 %



Cargo
(Kilograms)

22K

% Var. 19-18

-24,3 %

2

% Var. 24-23

-99,3 %

-

Source:

Aena. Provisional non-audited data 2025 (round trip)

Highlights 2025

Pamplona



 Avg. pax / week
4,5K

Avg. ops / week 
137



Countries *

1



Destinations

3

Destinations

1

New Destinations



Airlines *

2



Routes *

3

Domestic

3



Pax profile

29% business

· Residence ·

55% PNA apt. province

34% rest of Spain 

11% foreign 



Info

· Runway cap. ·

Ops. dep: 5

Ops. arr: 5

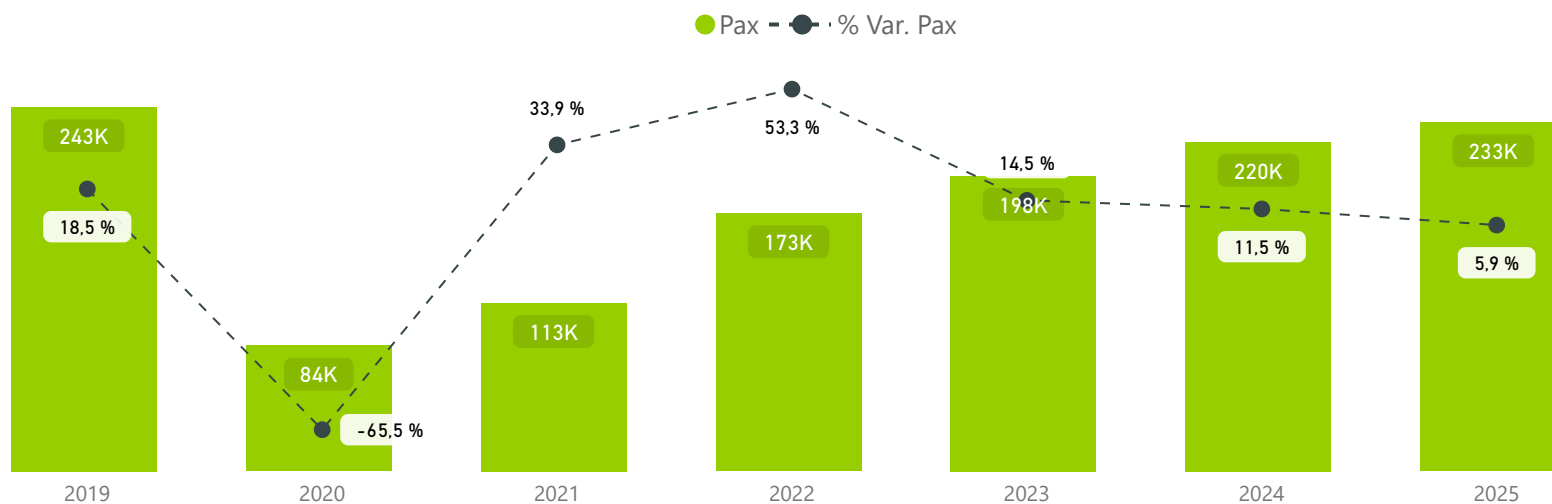
Total ops: 8

Sources:

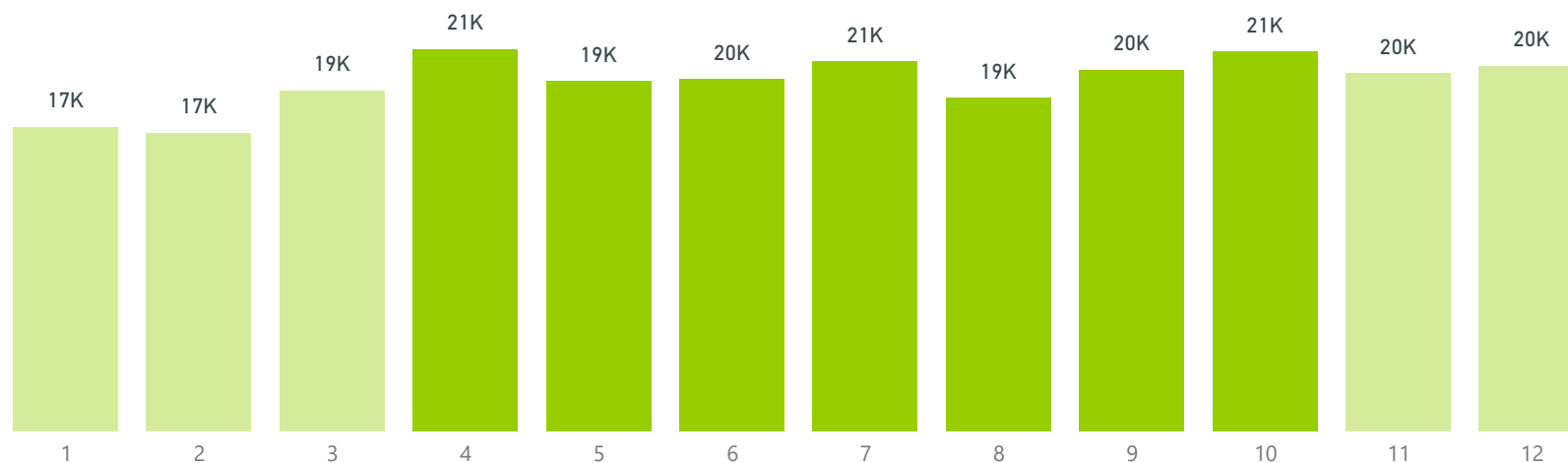
* ≥ 5,000 pax/year. Aena. Provisional non-audited data 2025 (round trip)

Aena surveys

Annual traffic evolution



Monthly traffic evolution · 2025



60 %
Summer season

Source:

Aena. Provisional non-audited data 2025 (round trip)


Traffic statistics 2025

Pamplona



Traffic distribution


International



3%

6,4K international pax
-9,8 % Var. 25-24

Domestic

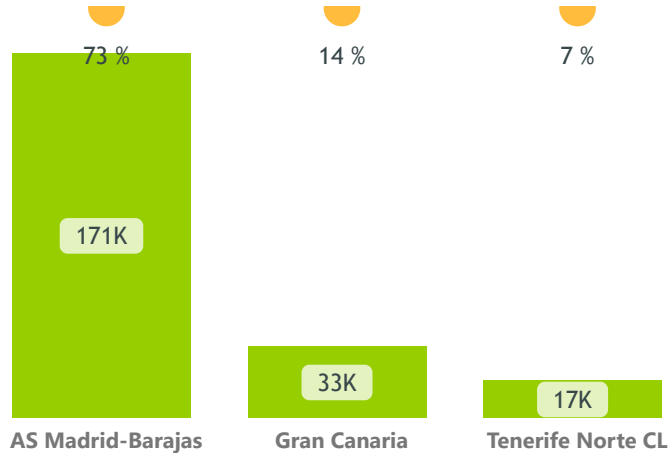


97%

227,0K domestic pax
6,4 % Var. 25-24

Main destinations*

market share
pax



Airline	Pax	% Var. 25-24	Share	Routes *
Air Nostrum	172.211	-1 %	74 %	1
Binter Canarias	50.349	43 %	22 %	2

Airlines

2



Charter

5 %

12K

Pax

Source:

* ≥ 5,000 pax/year. Aena. Provisional non-audited data 2025 (round trip)

Route map · Domestic · 2025

Pamplona



Pax

227K

- Destination
- New destination



Share

97,3 %



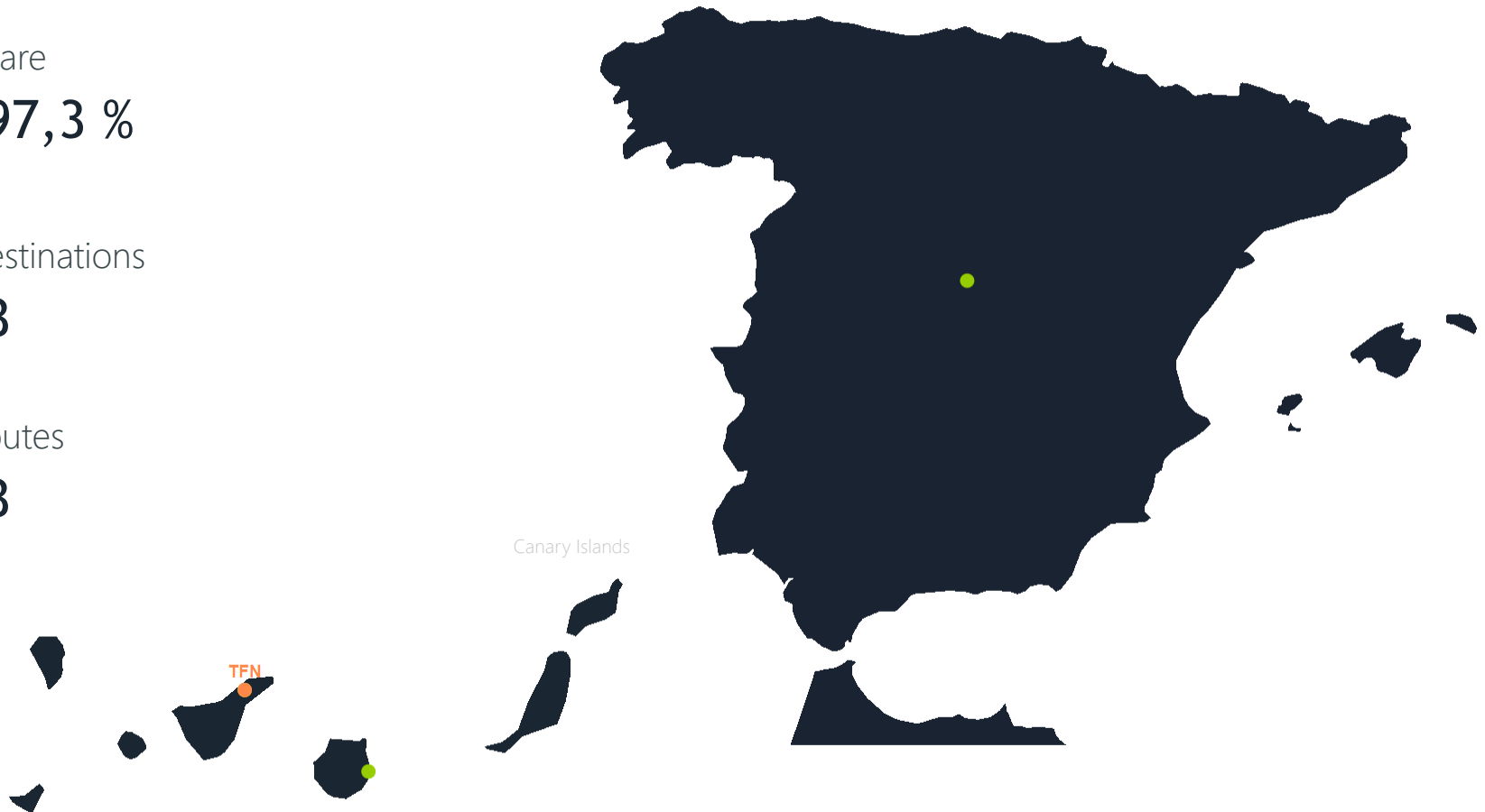
Destinations

3



Routes

3



Source:

Aena. Provisional non-audited data 2025 (round trip)

Destination: airport pair. Route is destination by airline

Destination: $\geq 5,000$ pax/2025

New destination: $\geq 5,000$ pax/2025 and $\leq 1,000$ pax/2024

Passenger profile

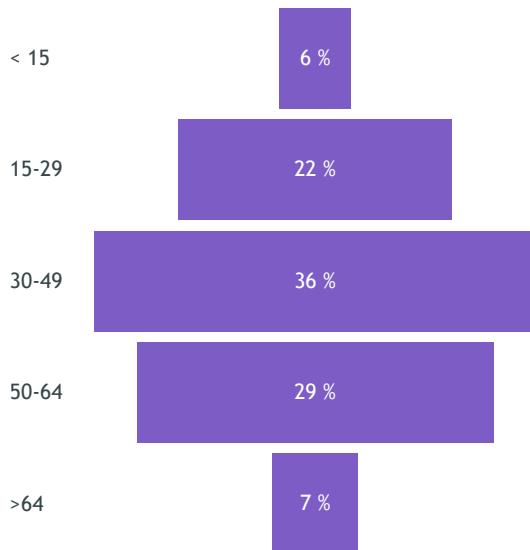
Pamplona



Gender



Age



Reason for travelling



Residence

55% PNA apt. province



34 % Rest of Spain

11 % Foreign

Nationality



79 % Spain

21 % Foreign

Source:

Aena surveys 2025 (sample=74)

Expansion: Departing commercial passengers in 2025

Summer 26

Terminal capacity (Pax/H)	Arrivals	Departures
	500	500
	160 Non Sch	160 Non Sch

Runway capacity (Ope/H)	Arrivals	Departures	Total
	5	5	8

⇒ Commercial aviation parking stands: 8

3	A-320
5	CRJ-200



⇒ **Code OACI:**
LEPP

⇒ **Code IATA:** PNA

⇒ Altitude (reference point): 459 m

⇒ Reference temperature: 28°C

⇒ Service timetable (UTC):

S: 04:30-21:45 (PS 45 MIN PPR 15 MIN BFR AD CLSD)

W: 05:30-22:45 (PS 45 MIN PPR 15 MIN BFR AD CLSD)

⇒ Fire category: 7

Runway:

⇒ 15/33: 15 (2,205 x 45 m)
33 (2,405 x 45 m)

Source:

AIP Spain (last available)
AECFA (Summer 26)
DORA 2022-2026

Infrastructures & facilities

Pamplona



⁽¹⁾ Special Luggage



The airport is focused on having the best image possible. Pamplona Airport has implemented an **Integrated Quality and Environmental Management System**, certified according to **ISO 9001 and ISO 14001** standards.



The airport was named **Best Airport by Size and Region (under 2 million passengers in Europe)** at the **ASQ (Airport Service Quality) Awards** given by the **Airports Council International (ACI)** in 2022, 2024 and 2025.



Pamplona Airport was awarded with **Best Hygiene Measures by Region (Europe)** at the ASQ (Airport Service Quality) Awards given by the Airports Council International (ACI) in 2020 and 2021. In 2022, 2024 and 2025 was awarded with **Cleanest Airport in Europe**.

Pamplona Airport was **certified by the Spanish Aviation Agency (AESA), according to EU 139/2014 regulation.**



Yearly **quality surveys** for airlines and passengers are carried out in order to monitor their perception of the airport services.

AENA and the Sustainable Development Goals



We guarantee sustainable consumption modalities

We generate a sustainable economic growth

We promote diversity and social inclusion

We strengthen partnerships to achieve sustainable goals

We protect the environment and fight against climate change



Towards Sustainable Development

[Climate Action Plan](#)



More significant targets and projects

2026

CARBON NEUTRALITY
with offsetting



2026

Carbon neutral accreditation Level 4+ in 2026 and Level 5+ in 2030 at the main airports



2030

NET ZERO carbon



FTSE4 Good Index

Aena has achieved the highest possible score of 5 out of 5 for the last three consecutive years.



FTSE4Good



Member of
Dow Jones Sustainability Indices
Powered by the S&P Global CSA

Climate Disclosure Project

In 2025, Aena achieved an A, the highest possible rating, on the climate change questionnaire.

Dow Jones Sustainability Index

Aena scored 83 points in the environmental dimension with a total score of 60 points (out of 100). In 2025, Aena maintained its inclusion in the Dow Jones Sustainability Index and the Sustainability Yearbook 2025.



Ibex ESG Index

Aena included for the second consecutive year in the Ibex ESG Index, which recognizes it as one of the most sustainable and responsible companies in Spain.



Climate Leaders

Aena included for the third consecutive year in the "Europe's Climate Leaders" ranking.



Renewable energy

- Photovoltaic plan
- 100% purchase electricity through renewable energy guarantees of origin



Sustainable mobility

- Charging points for electric vehicles
- Eco-cars fleet plan



Climate Action Plan

- It includes appropriate management, monitoring and communication mechanisms

Incentives & marketing support

Pamplona



Incentives and discounts



Business opportunities

A very diverse programme of rate incentives for airlines



 [Incentives and discounts](#)



Marketing Support



Marketing

Marketing campaigns to promote new routes



 [Marketing Support](#)



Thank you



Company committed to the United Nations Sustainable Development Goals (SDGs)



AGENDA
2030