

Santiago RC Airport 2025

Santiago RC



Canary Islands



Aena Spanish Airports
(excluding MCV, QSA, SBO exclusive for GA)

Highlights 2019 · 2025

Santiago RC



2019

2024

2025



Pax

2,9M

% Var. 19-18

6,5 %

3,6M

% Var. 24-23

2,9 %

3,1M

% Var. 25-24

-14,3 %

% Var. 25-19

7,5 %



Ops

22K

% Var. 19-18

2,6 %

27K

% Var. 24-23

4,1 %

25K

% Var. 25-24

-7,9 %

% Var. 25-19

10,9 %



Cargo
(Kilograms)

3,2M

% Var. 19-18

6,0 %

5,0M

% Var. 24-23

4,2 %

3,7M

% Var. 25-24

-25,6 %

% Var. 25-19

16,6 %


Source:

Aena. Provisional non-audited data 2025 (round trip)


Highlights 2025


Santiago RC



 Avg. pax / week
60,0K

Avg. ops / week 
478


Countries *

8
 Destinations
30
Destinations
2
New Destinations


Airlines *

11


Routes *

41
Domestic
27
International
14



Pax profile

63% holidays

· Residence ·

28% SCQ apt. province

54% rest of Spain 

18% foreign 



Info

H24 airport

· Runway cap. ·

Ops. dep: 12

Ops. arr: 12

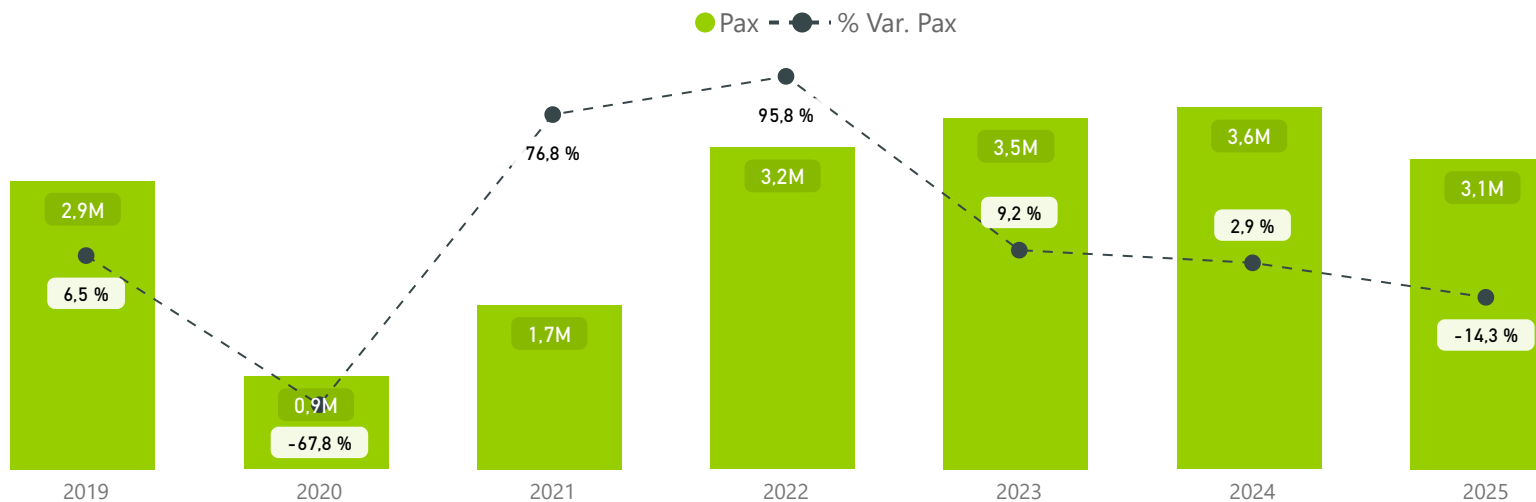
Total ops: 22

Sources:

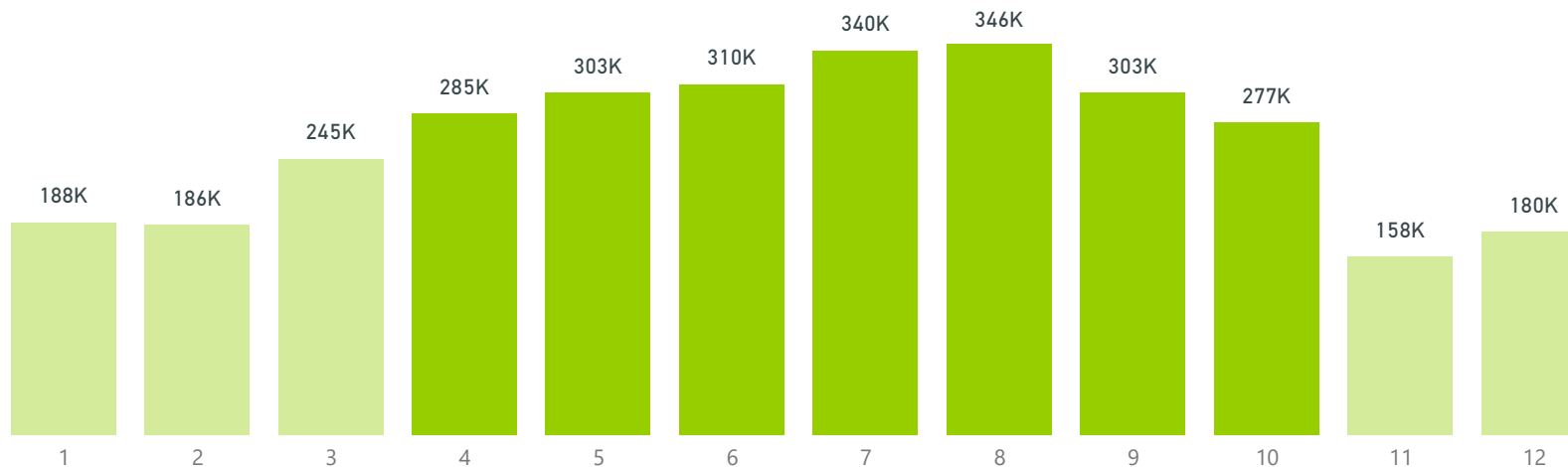
* ≥ 5,000 pax/year. Aena. Provisional non-audited data 2025 (round trip)

Aena surveys

Annual traffic evolution



Monthly traffic evolution · 2025



69 %
Summer season

Source:

Aena. Provisional non-audited data 2025 (round trip)

Traffic statistics 2025

Santiago RC




Traffic distribution

International



Total countries *


7



19%

591,5K international pax
-22,6 % Var. 25-24

Domestic



81%

2,5M domestic pax
-12,1 % Var. 25-24

Main countries *

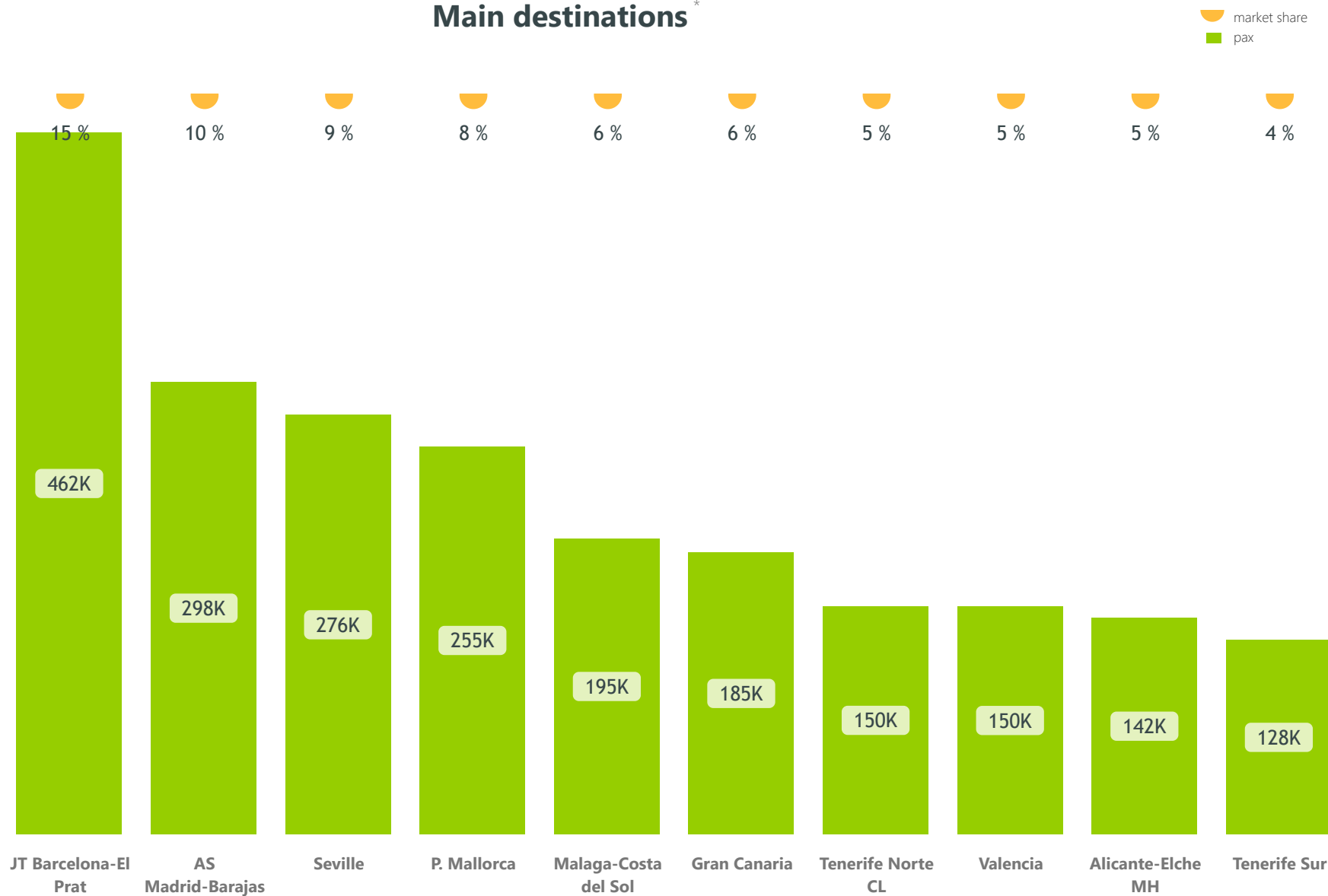
market share
pax



Source:

* ≥ 5,000 pax/year. Aena. Provisional non-audited data 2025 (round trip)

Main destinations*

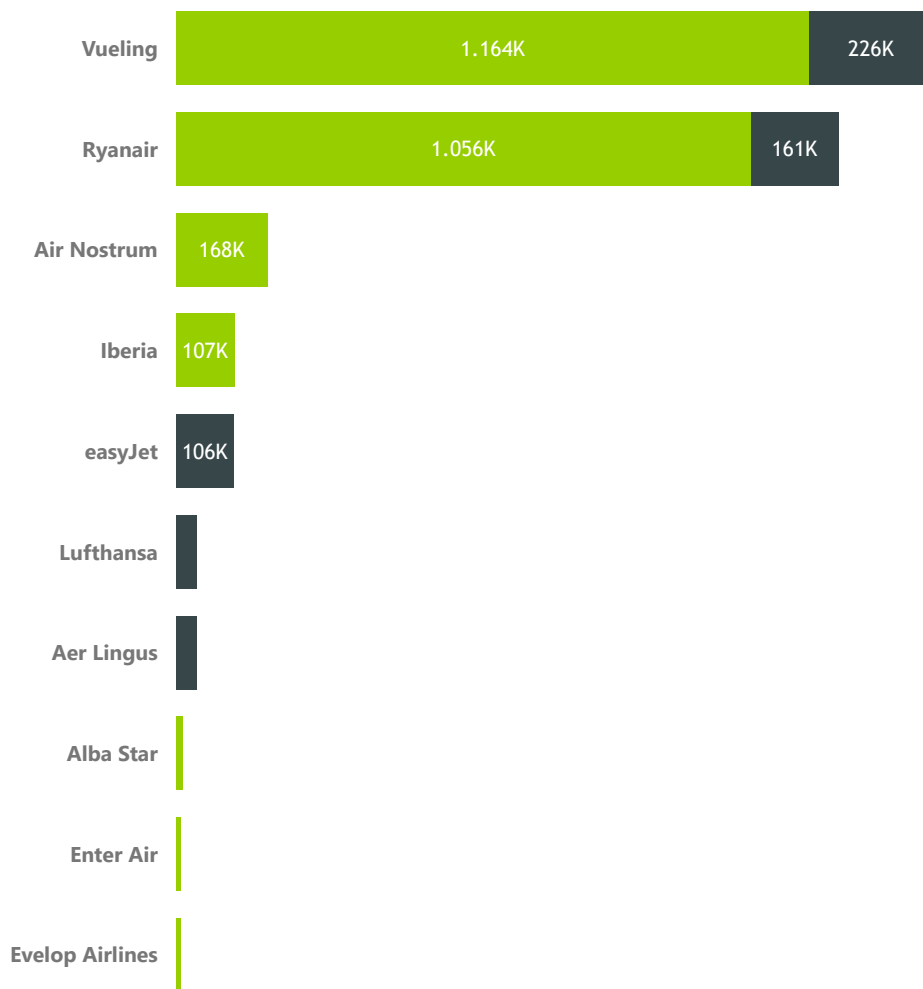


Source:

* ≥ 5,000 pax/year. Aena. Provisional non-audited data 2025 (round trip)

Main airlines *

● Domestic ● International



Airline	Pax	% Var. 25-24	Share	Routes *
Vueling	1.390.199	9 %	45 %	15
Ryanair	1.217.263	-28 %	39 %	18
Air Nostrum	168.563	> 100 %	5 %	2
Iberia	107.371	-60 %	3 %	1
easyJet	106.711	-27 %	3 %	2
Lufthansa	38.326	20 %	1 %	1
Aer Lingus	37.989	3 %	1 %	1
Alba Star	13.213	-10 %	0 %	0
Enter Air	9.786	> 100 %	0 %	0
Evelop Airlines	9.269	-75 %	0 %	0

Airlines

11



Charter

1 %

43K
Pax

Source:

* ≥ 5,000 pax/year. Aena. Provisional non-audited data 2025 (round trip)

Route map · Domestic · 2025

Santiago RC



Pax

2,5M

- Destination
- New destination



Share

81,0 %



Destinations

17



Routes

27



Canary Islands

Source:

Aena. Provisional non-audited data 2025 (round trip)

Destination: airport pair. Route is destination by airline

Destination: $\geq 5,000$ pax/2025

New destination: $\geq 5,000$ pax/2025 and $\leq 1,000$ pax/2024

Route map · Europe · 2025

Santiago RC



Pax

586K

- Destination
- New destination



Share

18,8 %



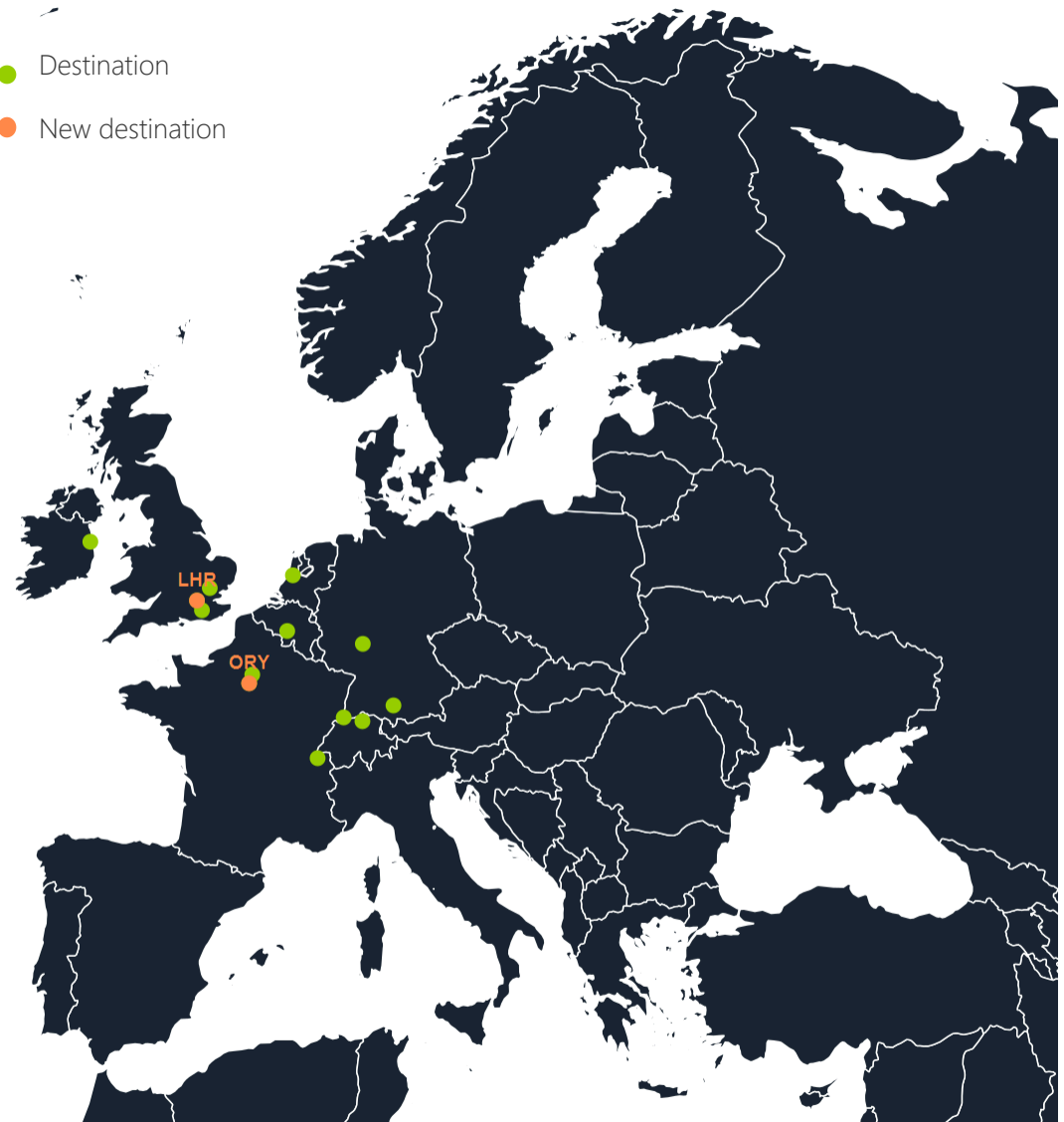
Destinations

13



Routes

14



Top countries

Destinations

Switzerland	3
United Kingdom	3
France	2
Germany	2
Ireland	1

Source:

Aena. Provisional non-audited data 2025 (round trip)

Destination: airport pair. Route is destination by airline

Destination: $\geq 5,000$ pax/2025

New destination: $\geq 5,000$ pax/2025 and $\leq 1,000$ pax/2024

Passenger profile

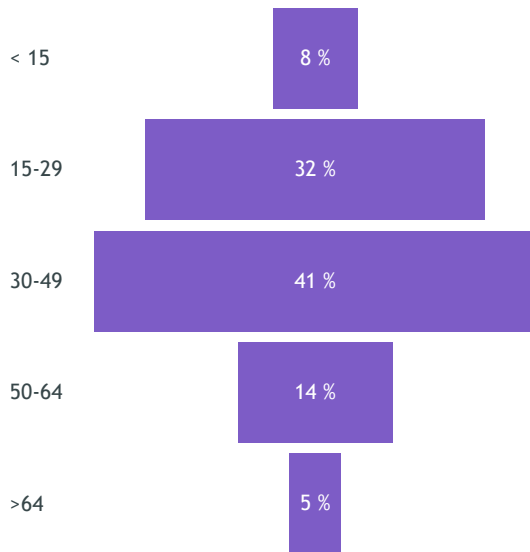
Santiago RC



Gender



Age



Reason for travelling



Residence

28% SCQ apt. province



54 % Rest of Spain

18 % Foreign

Nationality



83 % Spain

17 % Foreign

Source:

Aena surveys (sample=2,454)

Expansion: Departing commercial passengers in 2025

Summer 26

Terminal capacity (Pax/H)	Arrivals		Departures	
		1,900		1,350
	1,150 Non Sch		850 Non Sch	

Runway capacity (Ope/H)	Arrivals	Departures	Total
		12	12



⇒ Commercial aviation parking stands: 25

⇒ Air bridges: 5

5	A-321	1	CN-235
3	A-340	1	CRJ-900
7	B-737-800	3	CRJ-200
1	B-757	3	B-747
1	B-767		

⇒ Code OACI: LEST	⇒ Altitude (reference point): 369 m
⇒ Code IATA: SCQ	⇒ Reference temperature: 25°C
	⇒ Service timetable (UTC): H-24
	⇒ Fire category: 7 (can be upgraded to 8, 9 if requested)

Runway:

⇒ 17/35: 17 (3,140 x 45 m)
35 (3,170 x 45 m)


Source:

AIP Spain (last available)
AECFA (Summer 26)
DORA 2022-2026


Infrastructures & facilities

Santiago RC





 Terminal building


 **1**
Runway
CAT II/III


 **23**
Check-in counters


 **1** (215 m²)
VIP lounge


 Security
personnel

 **14**
Boarding
gates

 **25**
Parking places
5
Boarding airbridges

 **4** (1,985 m²)
Restaurants and
cafeterias

 H-24

 **4**
Baggage reclaim
carousel

 **3,315**
Parking offer

 **8** (925 m²)
Shops and duty
free



Wifi area



Passengers info



Luggage trolleys



Car hire



Tax refunds



Banking services



Lost and Found



Luggage services



Accessibility for PMR



Special needs passengers



Medical care



Families



The airport is focused on having the best image possible. Santiago Airport **has implemented an Integrated Quality and Environmental Management System, certified according to ISO 9001 and ISO 14001 standards.**




Santiago Airport was **certified by the Spanish Aviation Safety Agency (AESA), according to EU 139/2014 regulation.**

The airport got **‘The Voice of the customer’** recognition by **ACI World** in 2021.

Santiago airport has been chosen as the **best European technical stopover** by the airlines Lufthansa and EasyJet, in July and September 2018, respectively. It was chosen through the ratings that passengers gave its handling services.



Santiago Airport as **Level 1 certification** under **ACI Europe’s Airport Carbon Accreditation Programme** for its reduced carbon footprint.



Yearly **quality surveys** for airlines and passengers are carried out in order to monitor their perception of the airport services.

AENA and the Sustainable Development Goals



Towards Sustainable Development

We guarantee sustainable consumption modalities

We generate a sustainable economic growth

We promote diversity and social inclusion

We strengthen partnerships to achieve sustainable goals

We protect the environment and fight against climate change



FTSE4Good



Member of
Dow Jones Sustainability Indices
Powered by the S&P Global CSA



FTSE4 Good Index

Aena has achieved the highest possible score of 5 out of 5 for the last three consecutive years.

Climate Disclosure Project

In 2025, Aena achieved an A, the highest possible rating, on the climate change questionnaire.

Dow Jones Sustainability Index

Aena scored 83 points in the environmental dimension with a total score of 60 points (out of 100). In 2025, Aena maintained its inclusion in the Dow Jones Sustainability Index and the Sustainability Yearbook 2025.

Ibex ESG Index

Aena included for the second consecutive year in the Ibex ESG Index, which recognizes it as one of the most sustainable and responsible companies in Spain.

Climate Leaders

Aena included for the third consecutive year in the "Europe's Climate Leaders" ranking.

Climate Action Plan



More significant targets and projects

2026

CARBON NEUTRALITY
with offsetting



2026

Carbon neutral accreditation
Level 4+ in 2026 and Level 5+ in 2030 at the main airports



2030

NET ZERO carbon



Renewable energy

- Photovoltaic plan
- 100% purchase electricity through renewable energy guarantees of origin



Sustainable mobility

- Charging points for electric vehicles
- Eco-cars fleet plan



Climate Action Plan

- It includes appropriate management, monitoring and communication mechanisms

Incentives & marketing support

Santiago RC



Incentives and discounts



Business opportunities

A very diverse programme of rate incentives for airlines



 [Incentives and discounts](#)



Marketing Support



Marketing

Marketing campaigns to promote new routes



 [Marketing Support](#)



Thank you



Company committed to the United Nations Sustainable Development Goals (SDGs)



AGENDA
2030