

# Almeria Airport

## 2025



# Highlights 2019 · 2025

Almeria



2019

2024

2025



Pax

979K

% Var. 19-18

-1,3 %

787K

% Var. 24-23

1,5 %

802K

% Var. 25-24

1,9 %

% Var. 25-19

-18,1 %



Ops

12K

% Var. 19-18

-1,4 %

12K

% Var. 24-23

3,7 %

14K

% Var. 25-24

14,9 %

% Var. 25-19

19,5 %



Cargo  
(Kilograms)

187

% Var. 19-18

-97,9 %

45

% Var. 24-23

-2,2 %

82

% Var. 25-24

82,2 %

% Var. 25-19

-56,1 %


Source:

Aena. Provisional non-audited data 2025 (round trip)

# Highlights 2025


## Almeria



 Avg. pax / week  
**15,4K**

Avg. ops / week   
**271**

  
Countries \*

**9**  
 Destinations  
23  
Destinations  
3  
New Destinations

  
Airlines \*

**13**

  
Routes \*

**26**  
Domestic  
8  
International  
18

  
Pax profile

**23% business**

· Residence ·

25% LEI apt. province

30% rest of Spain 

45% foreign 



Info

· Runway cap. ·

Ops. dep: 7

Ops. arr: 7

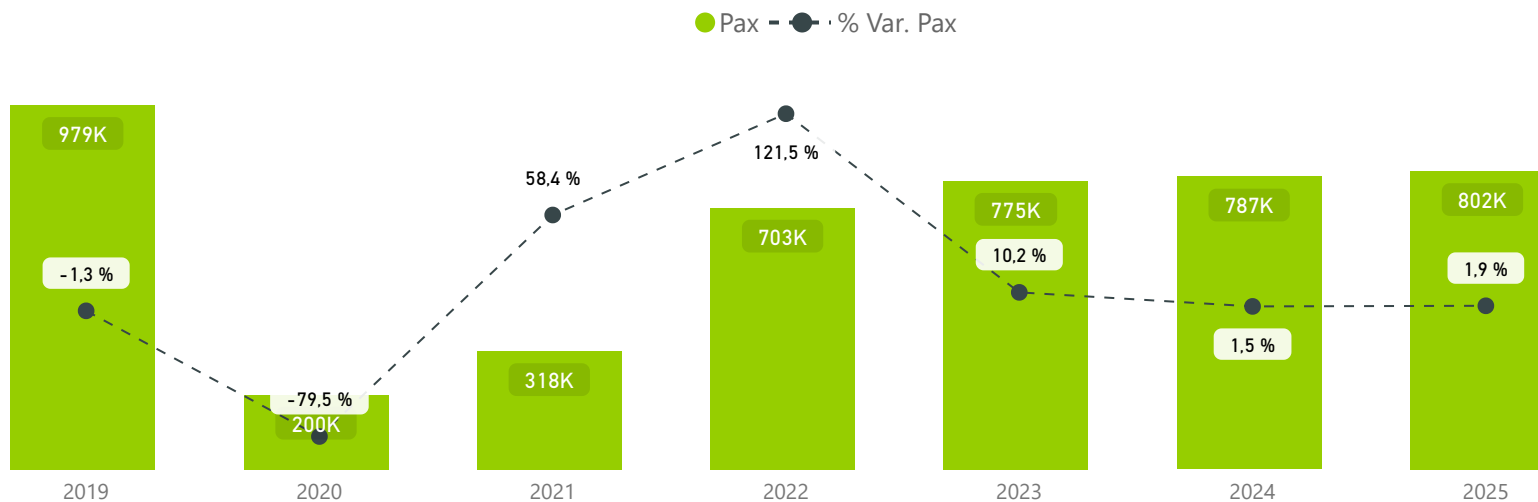
Total ops: 12

Sources:

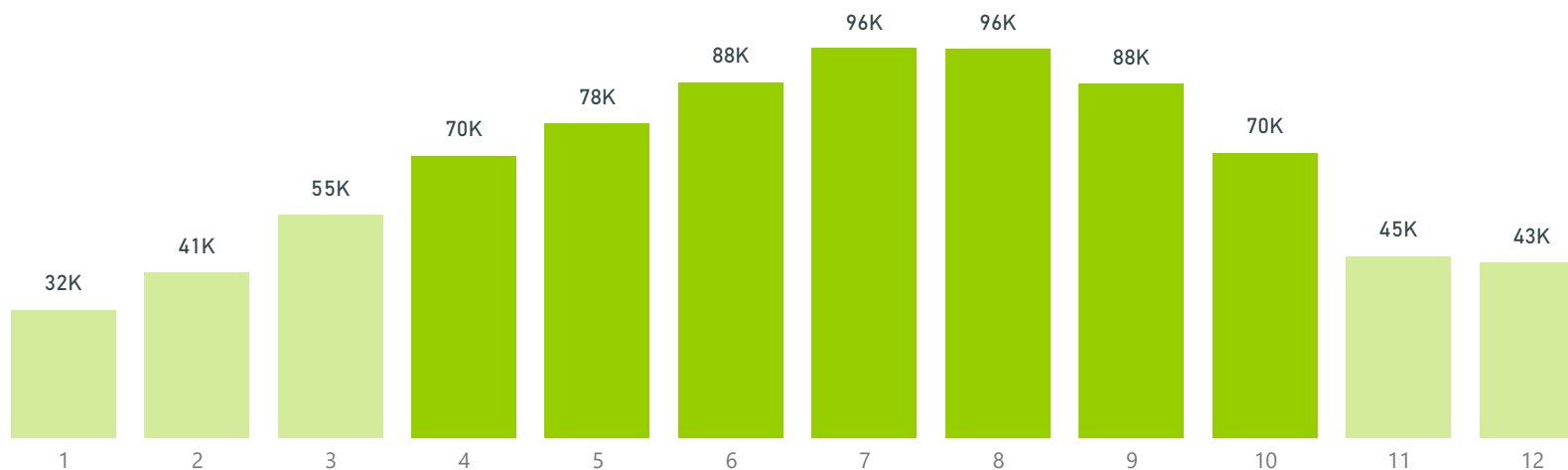
\* ≥ 5,000 pax/year. Aena. Provisional non-audited data 2025 (round trip)

Aena surveys

### Annual traffic evolution



### Monthly traffic evolution · 2025



Source:

Aena. Provisional non-audited data 2025 (round trip)

73 %  
Summer season

# Traffic statistics 2025

## Almeria




### Traffic distribution

International



Total countries \*


8



# 48%

387,6K international pax  
12,9 % Var. 25-24

Domestic

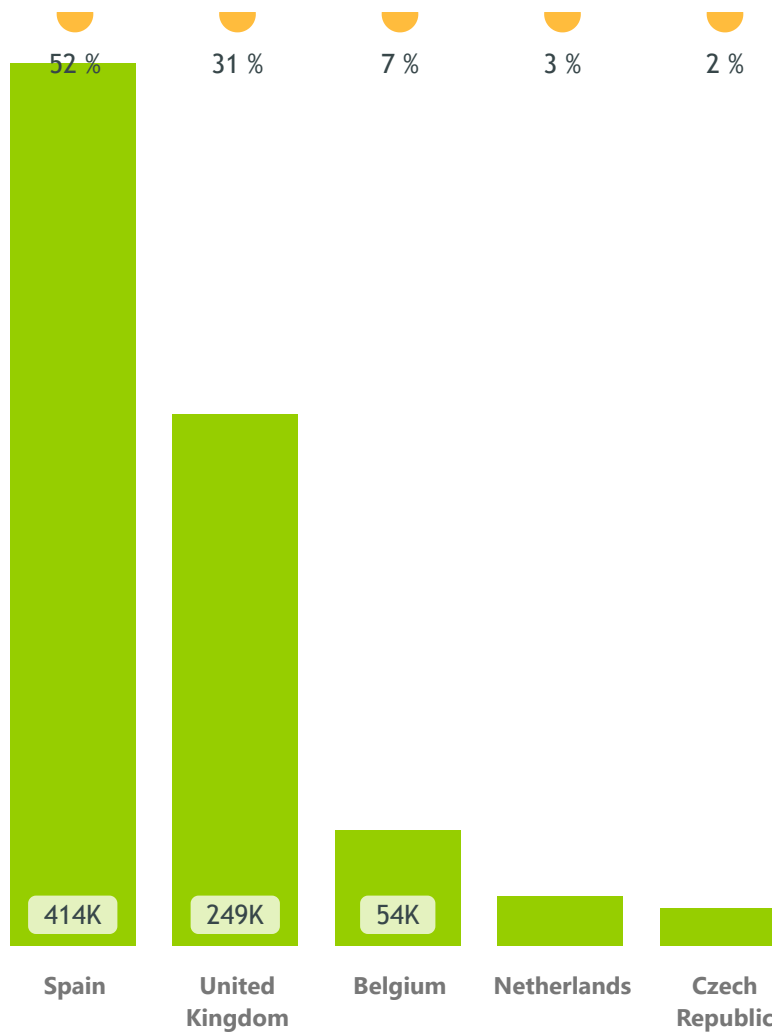


# 52%

414,1K domestic pax  
-6,6 % Var. 25-24

### Main countries \*

market share  
pax



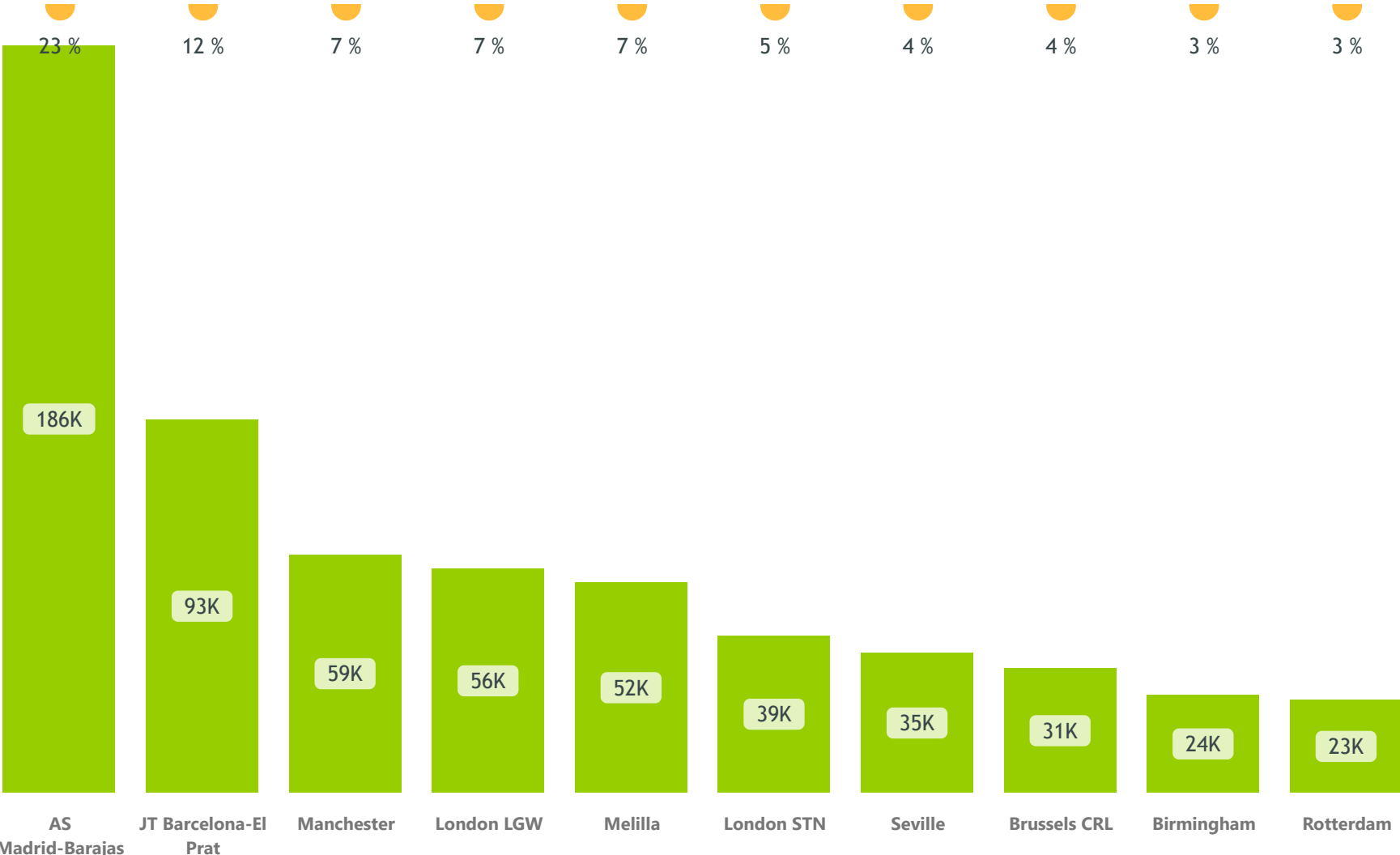
Source:

\* ≥ 5,000 pax/year. Aena. Provisional non-audited data 2025 (round trip)



## Main destinations\*

market share  
pax

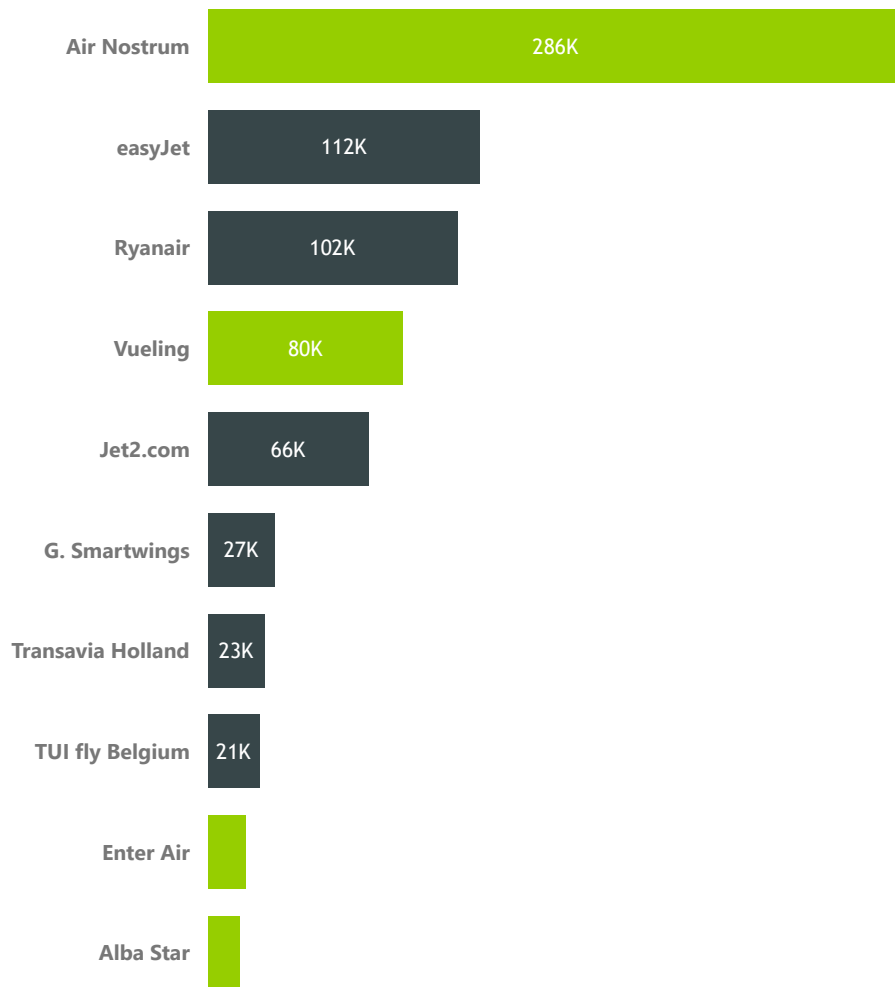


Source:

\* ≥ 5,000 pax/year. Aena. Provisional non-audited data 2025 (round trip)

### Main airlines \*

● Domestic ● International



Airline	Pax	% Var. 25-24	Share	Routes *
Air Nostrum	290.435	-2 %	36 %	4
easyJet	111.721	> 100 %	14 %	4
Ryanair	102.343	7 %	13 %	3
Vueling	80.057	-18 %	10 %	1
Jet2.com	66.133	-0 %	8 %	4
G. Smartwings	27.234	-24 %	3 %	3
Transavia Holland	23.191	0 %	3 %	1
TUI fly Belgium	22.494	2 %	3 %	1
Enter Air	15.698	> 100 %	2 %	1
Alba Star	12.914	20 %	2 %	1

Airlines

13



Charter

9 %

70K  
Pax

Source:

\* ≥ 5,000 pax/year. Aena. Provisional non-audited data 2025 (round trip)

# Route map · Domestic · 2025

## Almeria



Pax

414K

- Destination
- New destination



Share

51,7 %



Destinations

7



Routes

8



Canary Islands

Source:

Aena. Provisional non-audited data 2025 (round trip)

Destination: airport pair. Route is destination by airline

Destination:  $\geq 5,000$  pax/2025

New destination:  $\geq 5,000$  pax/2025 and  $\leq 1,000$  pax/2024

# Route map · Europe · 2025

## Almeria



Pax

387K



Share

48,2 %



Destinations

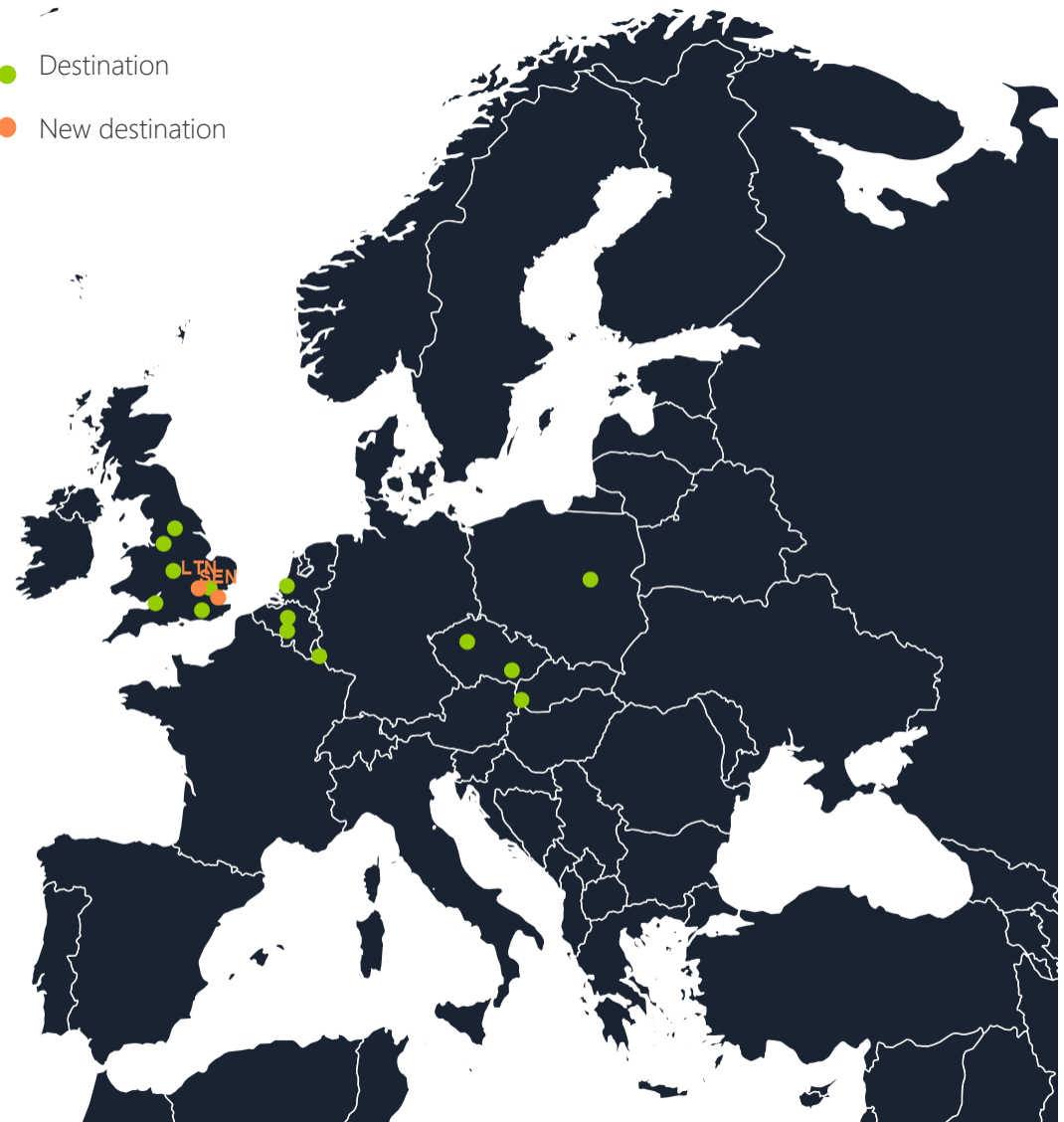
16



Routes

18

- Destination
- New destination



Top countries

Destinations

United Kingdom	8
Belgium	2
Czech Republic	2
Luxembourg	1
Netherlands	1

Source:

Aena. Provisional non-audited data 2025 (round trip)

Destination: airport pair. Route is destination by airline

Destination:  $\geq 5,000$  pax/2025

New destination:  $\geq 5,000$  pax/2025 and  $\leq 1,000$  pax/2024

# Passenger profile

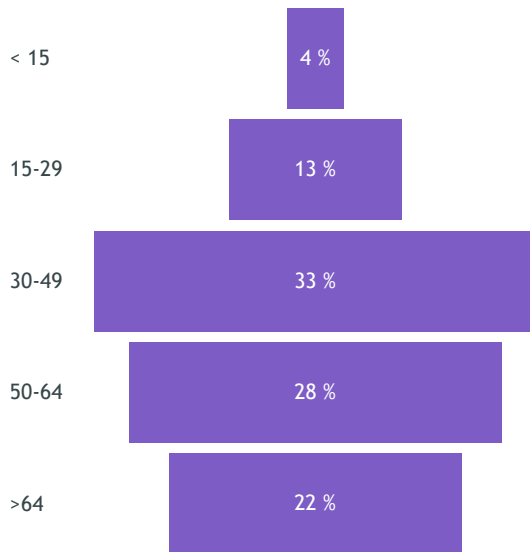
Almeria



## Gender



## Age



## Reason for travelling



## Residence

25% LEI apt. province



30 % Rest of Spain

45 % Foreign

## Nationality



52 % Spain

48 % Foreign

Source:

Aena surveys EMMA (sample=1,676)

Expansion: Departing commercial passengers in 2025

## Summer 26

Terminal capacity (Pax/H)	Arrivals	Departures
	1,100 600 Non Sch	1,100 600 Non Sch

Runway capacity (Ope/H)	Arrivals	Departures	Total
	7	7	12



⇒ Altitude (reference point): 21 m

⇒ Reference temperature: 31°C

⇒ Service timetable (UTC):

S: 05:10-20:45 (PS 30 MIN PPR)

W: 06:10-21:45 (PS 30 MIN PPR)

⇒ Fire category: 7 (can be upgraded to 8 if requested)

### ⇒ Commercial aviation parking stands: 13

2	A-321	7	B-757-200
1	B-747-200	3	CRJ-1000
5	Helicop.	19	General aviation

⇒ **Code OACI:**  
**LEAM**

⇒ **Code IATA:** **LEI**

### Runway:


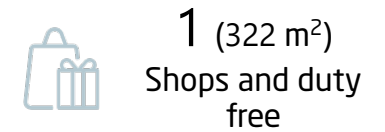
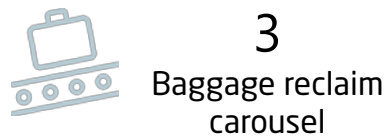
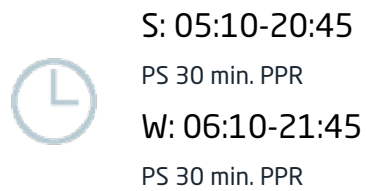

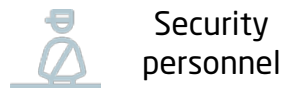
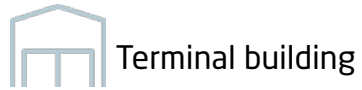
⇒ 07/25 (3,165 x 45 m)

Source:

AIP Spain (last available)  
AECFA (Summer 26)  
DORA 2022-2026

# Infrastructures & facilities

Almeria





The airport is focused on having the best image possible. Almeria Airport has implemented an **Integrated Quality and Environmental Management System**, certified according to **ISO 9001 and ISO 14001** standards.



Almeria Airport was named **Best Airport by Size and Region (under 2 million passenger in Europe)**, at the ASQ (Airport Service Quality) awards given by the Airports Council International (ACI) in 2018 and 2023.

The airport got **‘The Voice of the customer’** recognition by **ACI World** in 2021.

Almeria Airport is awarded by **FAAM (Almería’s Federation of Disabled People’s Associations)** for the work of its “Sin Barreras” service helping people with reduced mobility in 2014.

Almeria Airport was **certified by the Spanish Aviation Agency (AESA), according to EU 139/2014 regulation.**



Yearly **quality surveys** for airlines and passengers are carried out in order to monitor their perception of the airport services.

### AENA and the Sustainable Development Goals



Towards Sustainable Development

We guarantee sustainable consumption modalities

We generate a sustainable economic growth

We promote diversity and social inclusion

We strengthen partnerships to achieve sustainable goals

We protect the environment and fight against climate change



FTSE4Good



Member of  
Dow Jones  
Sustainability Indices  
Powered by the S&P Global CSA



#### FTSE4 Good Index

Aena has achieved the highest possible score of 5 out of 5 for the last three consecutive years.

#### Climate Disclosure Project

In 2025, Aena achieved an A, the highest possible rating, on the climate change questionnaire.

#### Dow Jones Sustainability Index

Aena scored 83 points in the environmental dimension with a total score of 60 points (out of 100). In 2025, Aena maintained its inclusion in the Dow Jones Sustainability Index and the Sustainability Yearbook 2025.

#### Ibex ESG Index

Aena included for the second consecutive year in the Ibex ESG Index, which recognizes it as one of the most sustainable and responsible companies in Spain.

#### Climate Leaders

Aena included for the third consecutive year in the "Europe's Climate Leaders" ranking.

Climate Action Plan



### More significant targets and projects

**2026**

**CARBON NEUTRALITY**  
with offsetting



**2026**

**Carbon neutral accreditation**  
Level 4+ in 2026 and Level 5+ in 2030 at the main airports



**2030**

**NET ZERO**  
carbon



#### Renewable energy

- Photovoltaic plan
- 100% purchase electricity through renewable energy guarantees of origin



#### Sustainable mobility

- Charging points for electric vehicles
- Eco-cars fleet plan



#### Climate Action Plan

- It includes appropriate management, monitoring and communication mechanisms

# Incentives & marketing support

Almeria




## Incentives and discounts



Business opportunities

A very diverse programme of rate incentives for airlines



 [Incentives and discounts](#)



## Marketing Support



Marketing

Marketing campaigns to promote new routes



 [Marketing Support](#)



# Thank you



Company committed to the United Nations Sustainable Development Goals (SDGs)



AGENDA  
**2030**