

Bilbao Airport 2025

Highlights 2019 · 2025

Bilbao



2019

2024

2025



Pax

5,9M

% Var. 19-18

8,0 %

6,8M

% Var. 24-23

7,0 %

7,1M

% Var. 25-24

4,2 %

% Var. 25-19

19,6 %



Ops

52K

% Var. 19-18

3,3 %

53K

% Var. 24-23

2,1 %

54K

% Var. 25-24

3,7 %

% Var. 25-19

5,6 %



Cargo
(Kilograms)

980K

% Var. 19-18

-19,4 %

928K

% Var. 24-23

23,5 %

1.141K

% Var. 25-24

23,0 %

% Var. 25-19

16,5 %


Source:

Aena. Provisional non-audited data 2025 (round trip)

Highlights 2025

Bilbao




 Avg. pax / week
135,8K

Avg. ops / week 
1.047


Countries *

22

 Destinations
65
Destinations
7
New Destinations



Airlines *

29



Routes *

90

Domestic
35
International
55



Pax profile

26% business

· Residence ·

33% BIO apt. province

45% rest of Spain 

21% foreign 



Info

· Runway cap. ·

Ops. dep: 14

Ops. arr: 14

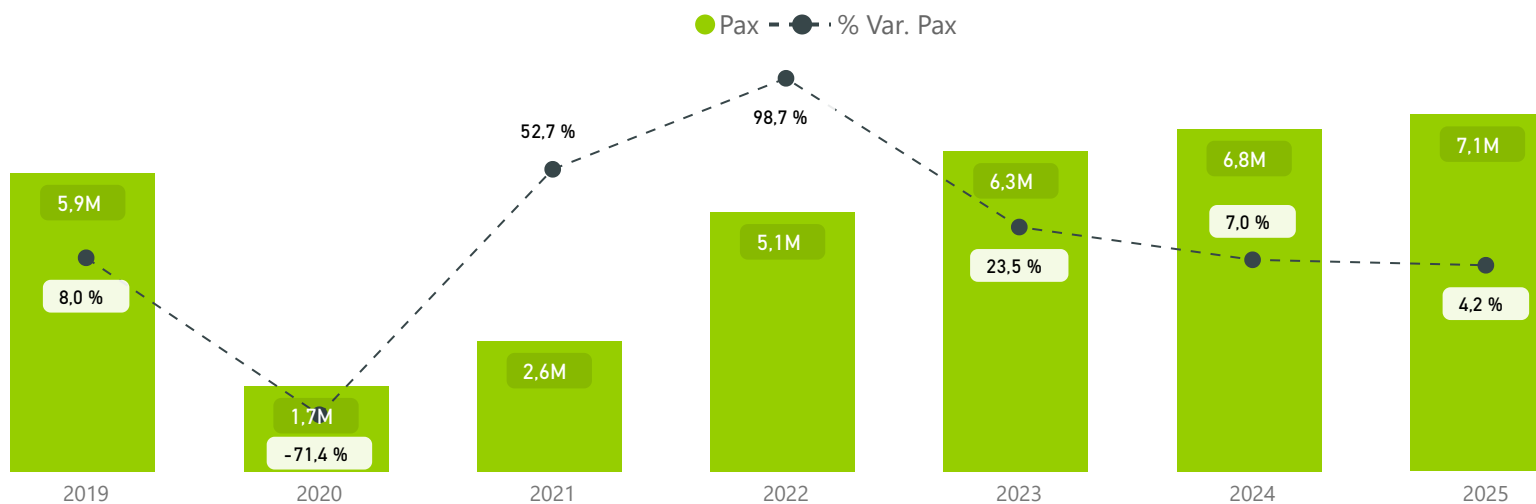
Total ops: 22

Sources:

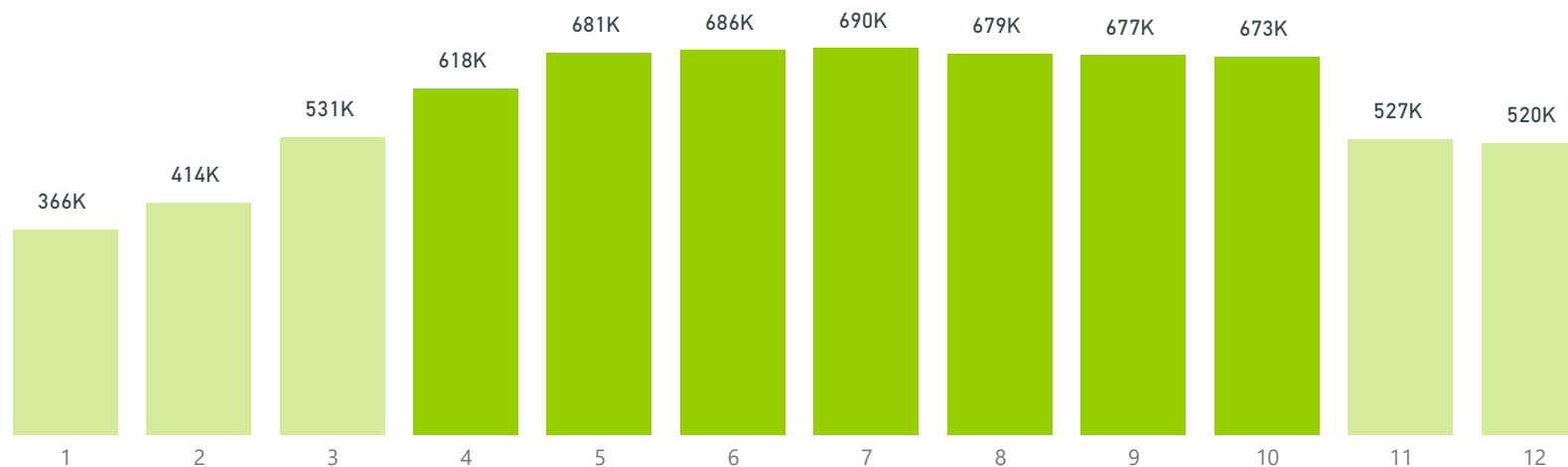
* ≥ 5,000 pax/year. Aena. Provisional non-audited data 2025 (round trip)

Aena surveys

Annual traffic evolution



Monthly traffic evolution · 2025



67 %
Summer season

Source:

Aena. Provisional non-audited data 2025 (round trip)

Traffic statistics 2025

Bilbao




Traffic distribution

International



Total countries *

21




45%

3,2M international pax

10,7 % Var. 25-24

Domestic



55%

3,9M domestic pax

-0,5 % Var. 25-24

Main countries *

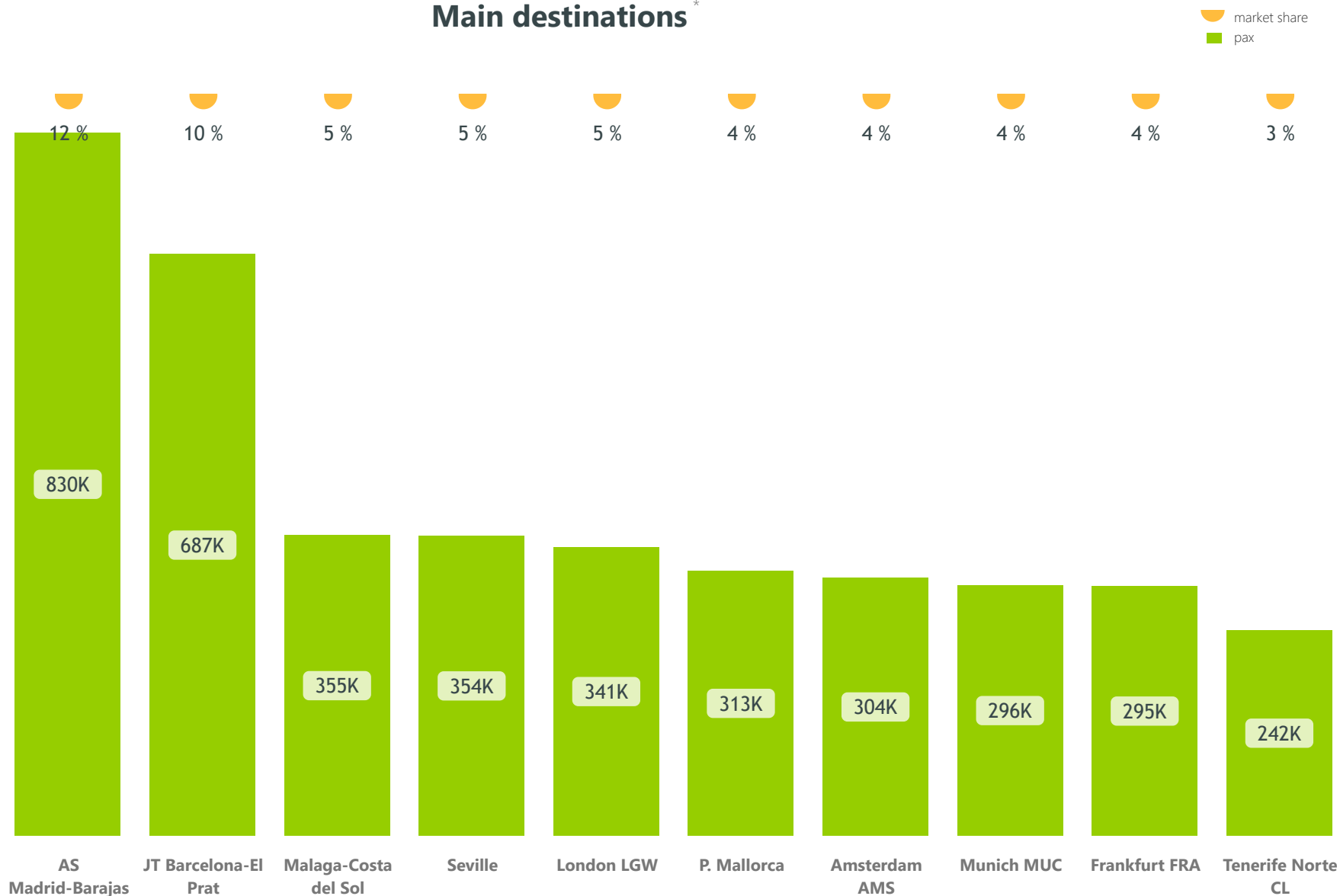
market share
pax



Source:

* ≥ 5,000 pax/year. Aena. Provisional non-audited data 2025 (round trip)

Main destinations*



Source:

* ≥ 5,000 pax/year. Aena. Provisional non-audited data 2025 (round trip)

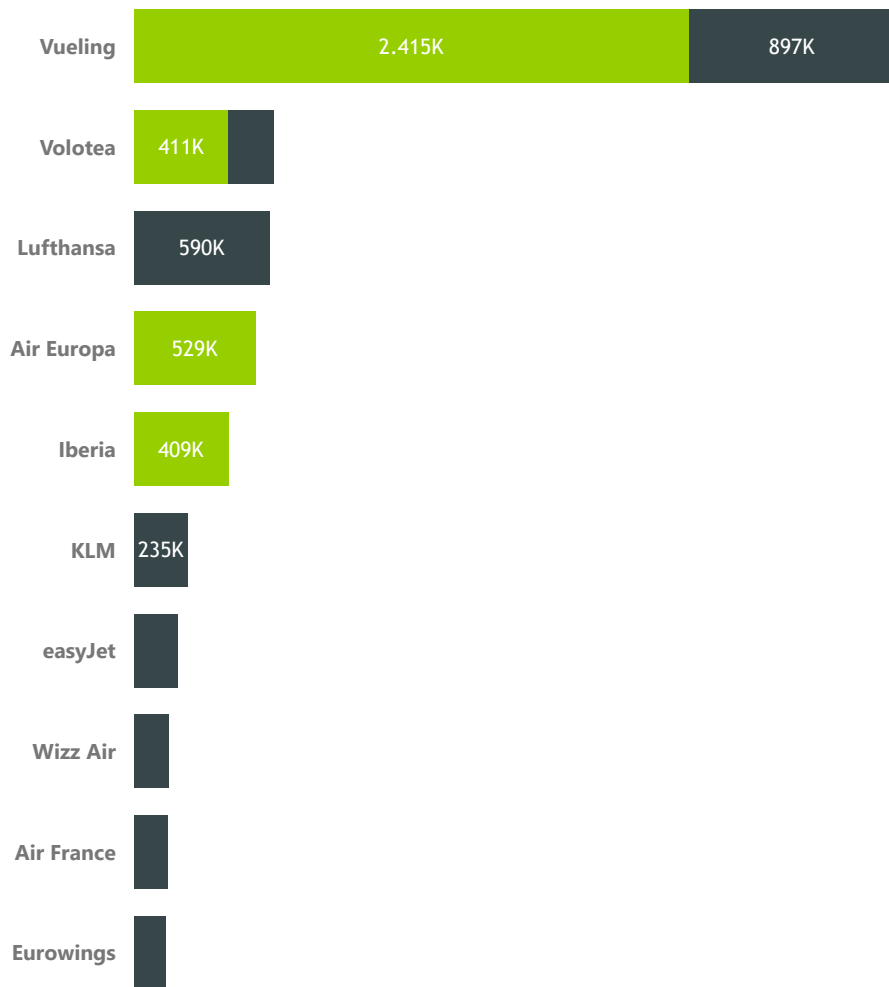
Traffic statistics 2025

Bilbao



Main airlines *

● Domestic ● International



Airline	Pax	% Var. 25-24	Share	Routes *
Vueling	3.311.685	0 %	47 %	27
Volotea	608.427	-3 %	9 %	21
Lufthansa	590.231	7 %	8 %	2
Air Europa	529.084	-0 %	8 %	4
Iberia	409.473	4 %	6 %	1
KLM	234.981	7 %	3 %	1
easyJet	191.252	9 %	3 %	5
Wizz Air	149.541	> 100 %	2 %	4
Air France	144.785	15 %	2 %	1
Eurowings	136.634	33 %	2 %	4

Airlines

29



Charter

1 %

76K

Pax

Source:

* ≥ 5,000 pax/year. Aena. Provisional non-audited data 2025 (round trip)

Route map · Domestic · 2025

Bilbao



Pax

3,9M

- Destination
- New destination



Share

55,3 %



Destinations

19



Routes

35



Source:

Aena. Provisional non-audited data 2025 (round trip)

Destination: airport pair. Route is destination by airline

Destination: $\geq 5,000$ pax/2025

New destination: $\geq 5,000$ pax/2025 and $\leq 1,000$ pax/2024

Route map · Europe · 2025

Bilbao



Pax

3,1M



Share

43,2 %



Destinations

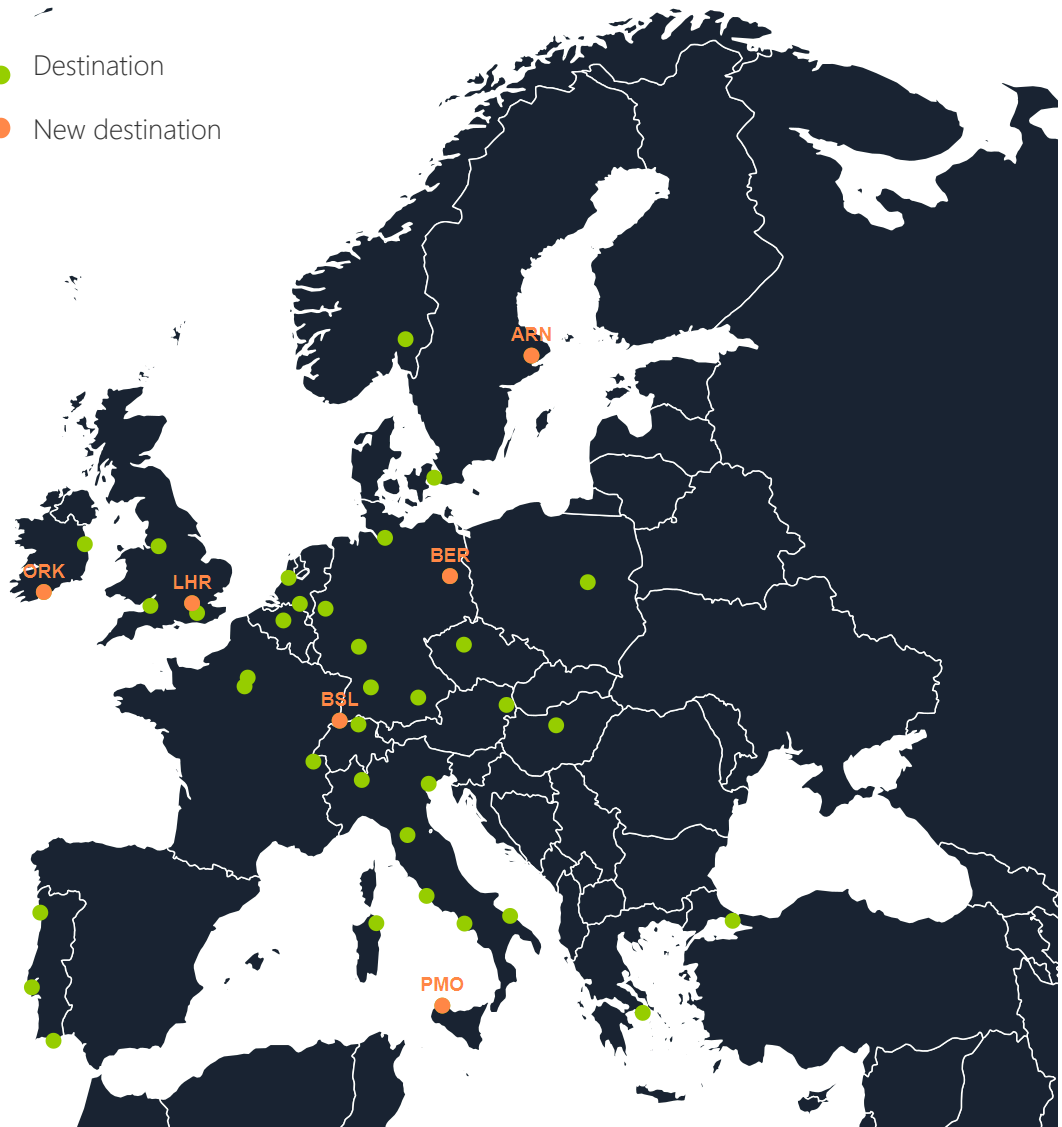
41



Routes

51

- Destination
- New destination



Top countries

Destinations

Italy	8
Germany	6
United Kingdom	4
France	2
Netherlands	2

Source:

Aena. Provisional non-audited data 2025 (round trip)

Destination: airport pair. Route is destination by airline

Destination: $\geq 5,000$ pax/2025

New destination: $\geq 5,000$ pax/2025 and $\leq 1,000$ pax/2024

Route map · Africa · 2025

Bilbao



Pax

87K

- Destination
- New destination



Share

1,2 %



Destinations

4



Routes

3



Top countries

Destinations

Egypt 2

Morocco 2

Source:

Aena. Provisional non-audited data 2025 (round trip)

Destination: airport pair. Route is destination by airline

Destination: $\geq 5,000$ pax/2025

New destination: $\geq 5,000$ pax/2025 and $\leq 1,000$ pax/2024

Route map · America · 2025

Bilbao



Pax

16K

● Destination

● New destination



Share

0,2 %



Destinations

1



Routes

1



Top countries

Destinations

U.S.A.

1

Source:

Aena. Provisional non-audited data 2025 (round trip)

Destination: airport pair. Route is destination by airline

Destination: $\geq 5,000$ pax/2025

New destination: $\geq 5,000$ pax/2025 and $\leq 1,000$ pax/2024

Passenger profile

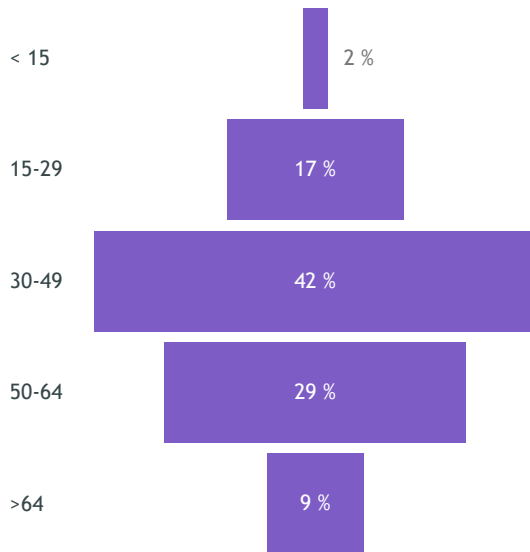
Bilbao



Gender



Age



Reason for travelling



Residence

33% BIO apt. province



45 % Rest of Spain

21 % Foreign

Nationality



74 % Spain

26 % Foreign

Source:

Aena surveys (sample=2,475)

Expansion: Departing commercial passengers in 2025

Summer 26

	Arrivals	Departures	
Terminal capacity (Pax/H)	1,500 Sch	1,600	
	600 Non Sch	700 Non Sch	
Runway capacity (Ope/H)	Arrivals	Departures	Total
	14	14	22



⇒ Commercial aviation parking stands: 21

⇒ Air bridges: 6

8	B-727	2 B-757
7	B-737	3 B-767
1	B-747	

⇒ **Code OACI:**
LEBB

⇒ **Code IATA: BIO**

⇒ Altitude (reference point): 41 m

⇒ Reference temperature: 26°C

⇒ Service timetable (UTC):

S: 04:45-21:30 (PS1 HR AND 10 MIN PPR 30MIN BFR AD CLSD)

W: 05:45-22:30 (PS1 HR AND 10 MIN PPR 30MIN BFR AD CLSD)

⇒ Fire category: 7

(can be upgraded to 8 if requested)

Runways:

⇒ 10/28 (1,910 x 45 m)

⇒ 12/30: 12 (2,540 x 45 m)
30 (2,600 x 45 m)

Source:

AIP Spain (last available)
AECFA (Summer 26)
DORA 2022-2026

Infrastructures & facilities

Bilbao



Terminal building



2
Runways
CAT I



36
Check-in counters



2 (334 m²)
VIP lounge



Security
personnel



16
Boarding
gates



21
Parking places
6
Boarding airbridges



9 (1,357 m²)
Restaurants and
cafeterias



S: 04:45-21:30
PS1 HR 10 MIN PPR
W: 05:45-22:30
PS1 HR 10 MIN PPR



6
Baggage reclaim
carousel



3,846
Parking offer



7 (785 m²)
Shops and duty
free



Wifi area



Passengers info



Luggage trolleys



Car hire



Banking services



Lost and Found



Luggage services



Accessibility for PMR



Special needs passengers



The airport is also focused on having the best image possible. Bilbao airport has implemented an **Integrated Quality and Environmental Management System**, certified according to **ISO 9001 and ISO 14001** standards.



Bilbao Airport was **certified by the Spanish Aviation Safety Agency (AESA), according to EU 139/2014 regulation.**

Second Best Airport of Europe at **AirHelp Score** in 2022.

The airport got **‘The Voice of the customer’** recognition by **ACI World** in 2021.

Best airport of Europe in the “5 to 10 million passenger” category at the **XV ACI Europe Award** in 2019.

Additionally, in 2015 Bilbao Airport was **certified by the Spanish Aviation Safety Agency (AESA), meeting the international standards recommended by the International Civil Aviation Organization (ICAO).** The certification, valid indefinitely, entails both safety improvements and meeting international technical standards.



The airport has **Level 1 Optimization certification** under **ACI Europe’s Airport Carbon Accreditation Programme** for its reduced carbon footprint.



Bilbao Airport composting plant were selected by Forética among the 60 “Sustainable urban living” initiatives, recognising projects committed to urban sustainability.

As part of the environmental initiatives that Bilbao Airport is implementing, it uses renewable energy facilities like its cogeneration plant.



Yearly **quality surveys** for airlines and passengers are carried out in order to monitor their perception of the airport services.

AENA and the Sustainable Development Goals



We guarantee sustainable consumption modalities

We generate a sustainable economic growth

We promote diversity and social inclusion

We strengthen partnerships to achieve sustainable goals

We protect the environment and fight against climate change



Towards Sustainable Development

[Climate Action Plan](#)



More significant targets and projects

2026

CARBON NEUTRALITY
with offsetting

CARBON NEUTRAL AIRPORTS **2026**

2026

Carbon neutral accreditation Level 4+ in 2026 and Level 5+ in 2030 at the main airports

airport carbon accreditation
TRANSICIÓN A REDUCIR TENDRÁ OPERATIVIDAD E INNEURACIÓN

2030

NET ZERO carbon

NET ZERO CARBON

FTSE4 Good Index

Aena has achieved the highest possible score of 5 out of 5 for the last three consecutive years.



FTSE4Good



Member of
Dow Jones Sustainability Indices
Powered by the S&P Global CSA

Climate Disclosure Project

In 2025, Aena achieved an A, the highest possible rating, on the climate change questionnaire.

Dow Jones Sustainability Index

Aena scored 83 points in the environmental dimension with a total score of 60 points (out of 100). In 2025, Aena maintained its inclusion in the Dow Jones Sustainability Index and the Sustainability Yearbook 2025.



Ibex ESG Index

Aena included for the second consecutive year in the Ibex ESG Index, which recognizes it as one of the most sustainable and responsible companies in Spain.



Climate Leaders

Aena included for the third consecutive year in the "Europe's Climate Leaders" ranking.



Renewable energy

- Photovoltaic plan
- 100% purchase electricity through renewable energy guarantees of origin



Sustainable mobility

- Charging points for electric vehicles
- Eco-cars fleet plan



Climate Action Plan

- It includes appropriate management, monitoring and communication mechanisms

Incentives & marketing support

Bilbao



Incentives and discounts



Business opportunities

A very diverse programme of rate incentives for airlines



 [Incentives and discounts](#)



Marketing Support



Marketing

Marketing campaigns to promote new routes



 [Marketing Support](#)



Thank you



Company committed to the United Nations Sustainable Development Goals (SDGs)



AGENDA
2030