

A Coruña Airport 2025

A Coruña



Canary Islands



Aena Spanish Airports
(excluding MCV, QSA, SBO exclusive for GA)

Highlights 2019 · 2025

A Coruña



2019

2024

2025



Pax

1,4M

% Var. 19-18

10,3 %

1,2M

% Var. 24-23

-1,2 %

1,3M

% Var. 25-24

4,4 %

% Var. 25-19

-4,5 %



Ops

17K

% Var. 19-18

-2,0 %

14K

% Var. 24-23

-5,9 %

16K

% Var. 25-24

12,2 %

% Var. 25-19

-5,5 %



Cargo
(Kilograms)

152K

% Var. 19-18

-7,8 %

55K

% Var. 24-23

-28,8 %

30K

% Var. 25-24

-45,5 %

% Var. 25-19

-80,4 %

Source:

Aena. Provisional non-audited data 2025 (round trip)

Highlights 2025


A Coruña



 Avg. pax / week
24,8K

Avg. ops / week 
313


Countries *

4
 Destinations
9
Destinations
1
New Destinations


Airlines *

7


Routes *

11
Domestic
8
International
3



Pax profile

28% business

· Residence ·

41% LCG apt. province

42% rest of Spain 

17% foreign 



Info

· Runway cap. ·

Ops. dep: 6

Ops. arr: 6

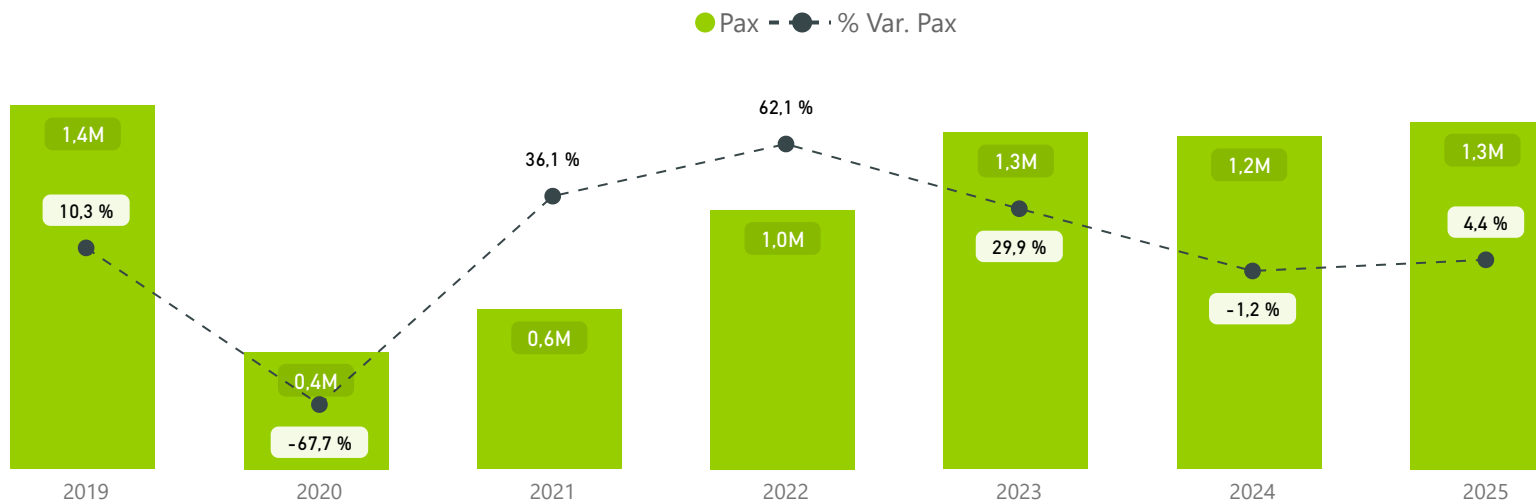
Total ops: 8

Sources:

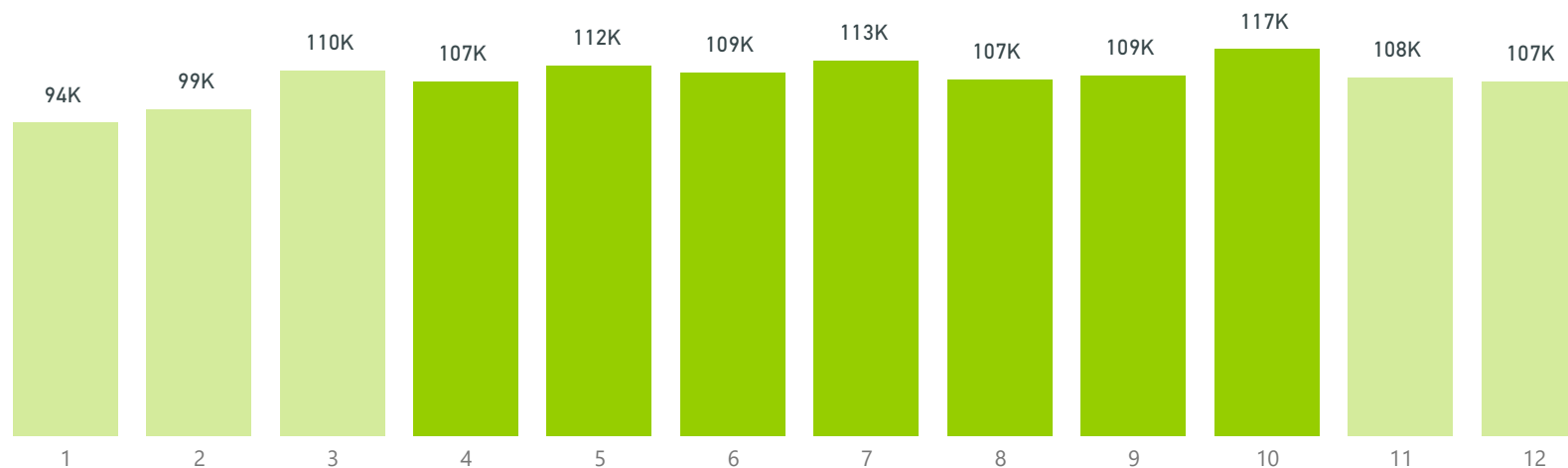
* ≥ 5,000 pax/year. Aena. Provisional non-audited data 2025 (round trip)

Aena surveys

Annual traffic evolution



Monthly traffic evolution · 2025



60 %
Summer season

Source:

Aena. Provisional non-audited data 2025 (round trip)

Traffic statistics 2025

A Coruña




Traffic distribution

International



Total countries *


3



10%

127,8K international pax
6,3 % Var. 25-24

Domestic



90%

1,2M domestic pax
4,2 % Var. 25-24

Main countries *

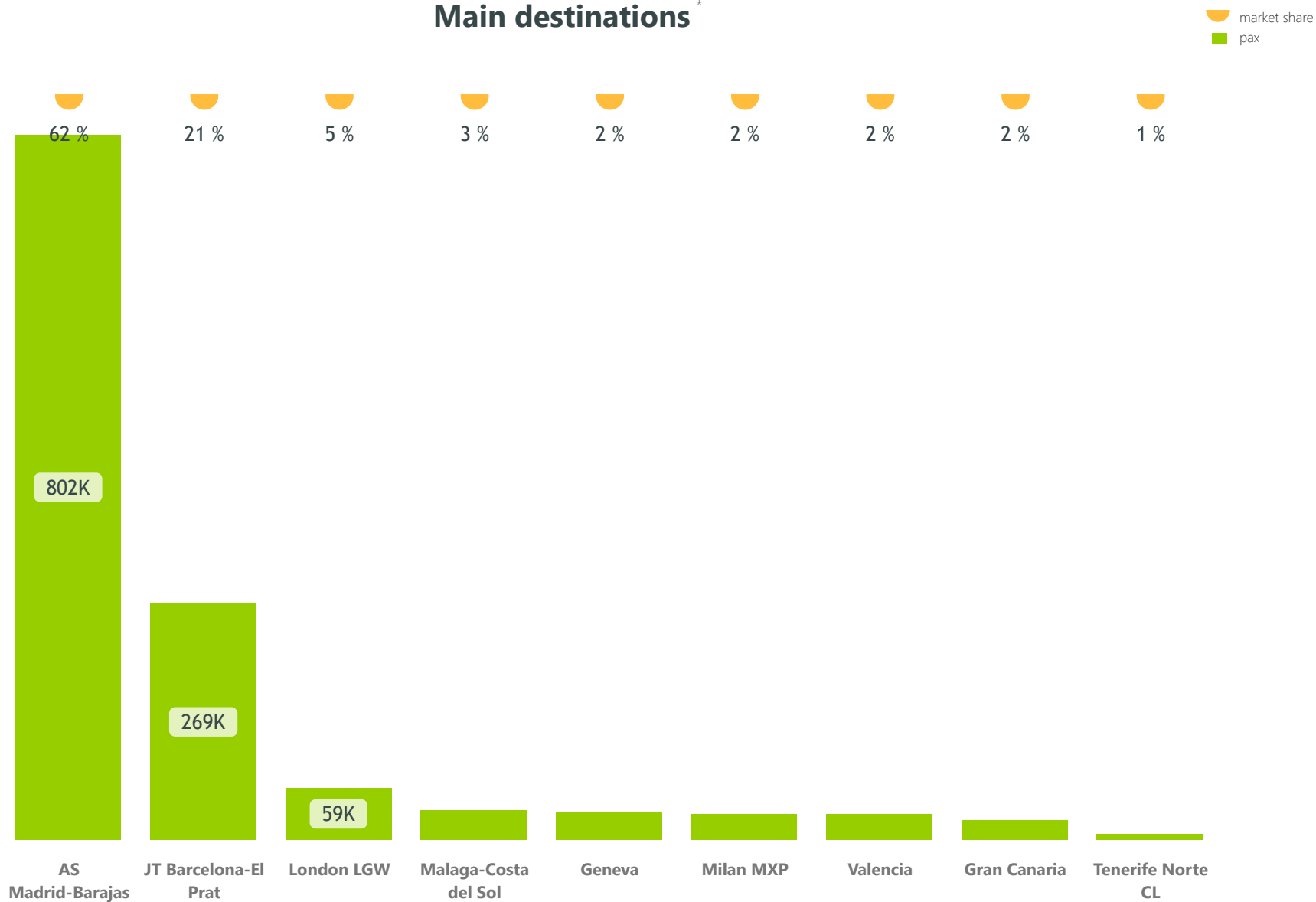
market share
pax



Source:

* ≥ 5,000 pax/year. Aena. Provisional non-audited data 2025 (round trip)

Main destinations*



Source:

* ≥ 5,000 pax/year. Aena. Provisional non-audited data 2025 (round trip)

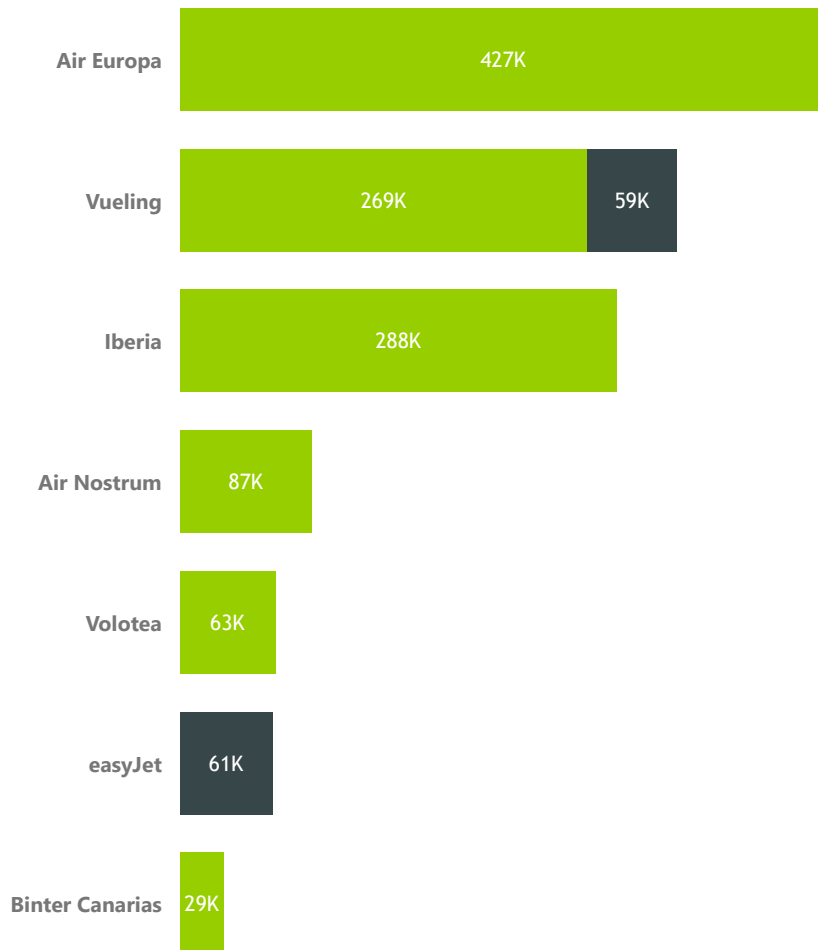
Traffic statistics 2025

A Coruña



Main airlines *

● Domestic ● International



Airline	Pax	% Var. 25-24	Share	Routes *
Air Europa	426.617	2 %	33 %	1
Vueling	327.819	7 %	25 %	2
Iberia	288.060	13 %	22 %	1
Air Nostrum	87.257	-15 %	7 %	1
Volotea	62.843	-15 %	5 %	2
easyJet	61.137	7 %	5 %	2
Binter Canarias	28.861	47 %	2 %	2

Airlines

7



Charter

1 %

10K
Pax

Source:

* ≥ 5,000 pax/year. Aena. Provisional non-audited data 2025 (round trip)

Route map · Domestic · 2025

A Coruña



Pax

1,2M

● Destination

● New destination



Share

90,1 %



Destinations


6



Routes

8

Canary Islands



Source:

Aena. Provisional non-audited data 2025 (round trip)

Destination: airport pair. Route is destination by airline

Destination: $\geq 5,000$ pax/2025

New destination: $\geq 5,000$ pax/2025 and $\leq 1,000$ pax/2024

Route map · Europe · 2025

A Coruña



Pax

127K

- Destination
- New destination



Share

9,8 %



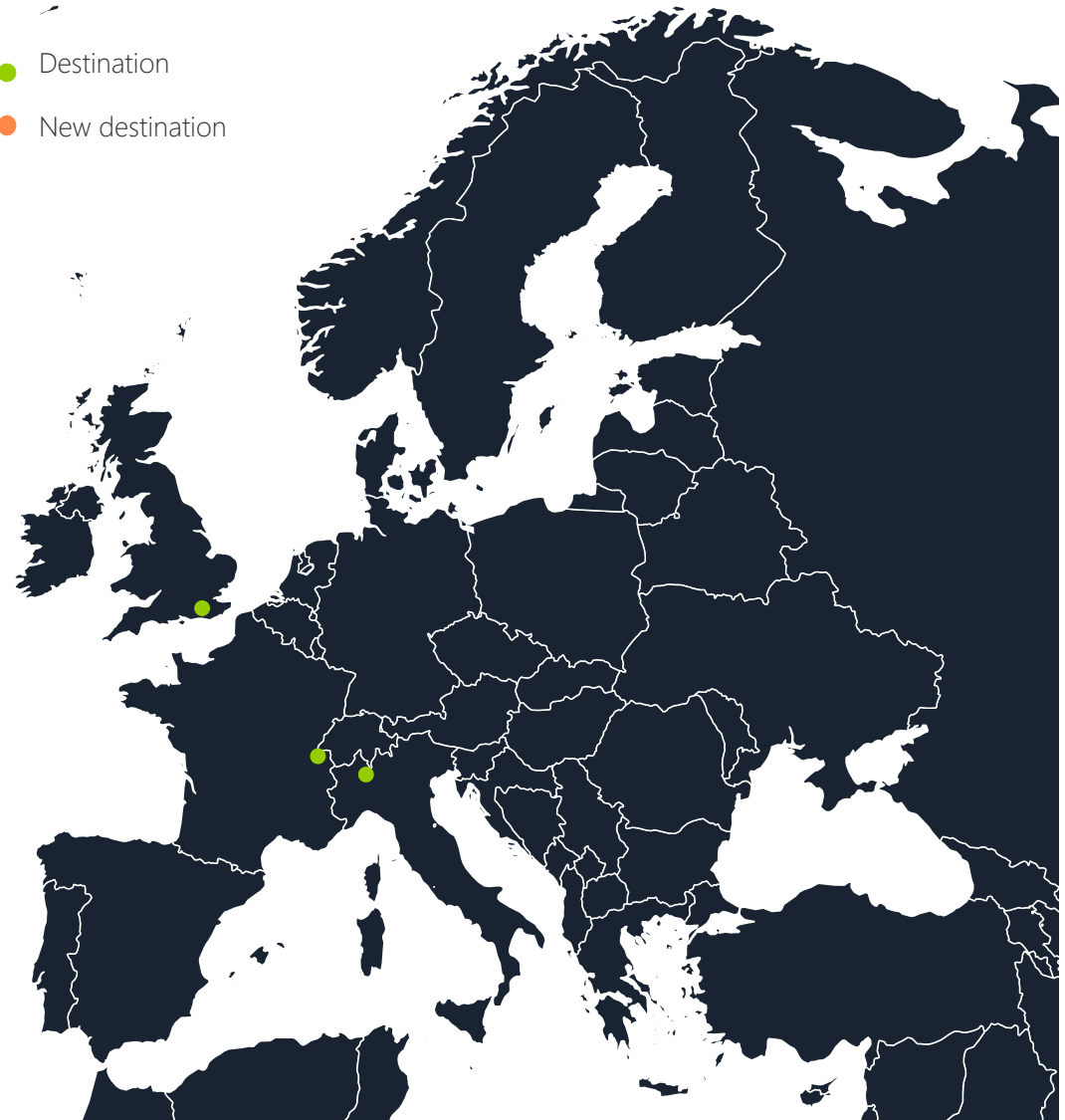
Destinations

3



Routes

3



Top countries

Destinations

Italy	1
Switzerland	1
United Kingdom	1

Source:

Aena. Provisional non-audited data 2025 (round trip)

Destination: airport pair. Route is destination by airline

Destination: $\geq 5,000$ pax/2025

New destination: $\geq 5,000$ pax/2025 and $\leq 1,000$ pax/2024

Passenger profile

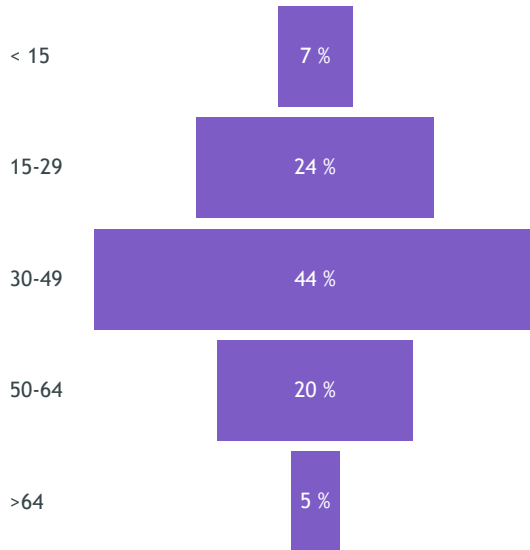
A Coruña



Gender



Age



Reason for travelling



Residence

41% LCG apt. province



42 % Rest of Spain

17 % Foreign

Nationality



80 % Spain

20 % Foreign

Source:

Aena surveys (sample=1,888)

Expansion: Departing commercial passengers in 2025

Summer 26

		Arrivals	Departures	Total
Runway capacity (Ope/H)		6	6	8
		Arrivals	Departures	Total
Terminal capacity	Ope/H	2 Non Sch 1 Non UE	2 Non Sch 1 Non UE	3 Non Sch
	Pax/H	760	725	



- ⇒ Altitude (reference point): 101 m
- ⇒ Reference temperature: 24°C
- ⇒ **Code OACI: LECO**
- ⇒ **Code IATA: LCG**
- ⇒ Service timetable (UTC):
 - S: 04:30-22:30 (PS1 HR PPR)
 - W: 05:30-23:30 (PS1 HR PPR)
- ⇒ Fire category: 7

⇒ Commercial aviation parking stands: 10

⇒ Air bridges: 2

2	A-320	1	E-135
5	A-321	2	F-900

Runway: 03/21 (2,188 x 45 m)

Source:

AIP Spain (last available)
AECFA (Summer 26)
DORA 2022-2026

Infrastructures & facilities

A Coruña



Terminal building



1
Runway
CAT II



12
Check-in counters



1 (190 m²)
VIP lounge



Security
personnel



6
Boarding
gates



10
Parking places
2
Boarding airbridges



3 (549 m²)
Restaurants and
cafeterias



S: 04:30-22:30
PS 1 HR PPR
W: 05:30-23:30
PS 1 HR PPR



3
Baggage reclaim
carousel



1,199
Parking offer



2 (257 m²)
Shops and duty
free



Wifi area



Passengers info



Luggage trolleys



Car hire



Banking services



Families



Lost and Found



Luggage services



Accessibility for PMR



Special needs passengers



Fast lane



The airport is focused on having the best image possible. The A Coruña Airport **has implemented an Integrated Quality and Environmental Management System, certified according to ISO 9001 and ISO 14001 standards.**



The airport got **‘The Voice of the customer’** recognition by **ACI World** in 2021.

A Coruña Airport was **certified by the Spanish Aviation Safety Agency (AESA), according to EU 139/2014 regulation.**



Yearly **quality surveys** for airlines and passengers are carried out in order to monitor their perception of the airport services

Our commitment with sustainability

A Coruña



AENA and the Sustainable Development Goals



Towards Sustainable Development

We guarantee sustainable consumption modalities

We generate a sustainable economic growth

We promote diversity and social inclusion

We strengthen partnerships to achieve sustainable goals

We protect the environment and fight against climate change



FTSE4Good



Member of
Dow Jones
Sustainability Indices
Powered by the S&P Global CSA



FTSE4 Good Index

Aena has achieved the highest possible score of 5 out of 5 for the last three consecutive years.

Climate Disclosure Project

In 2025, Aena achieved an A, the highest possible rating, on the climate change questionnaire.

Dow Jones Sustainability Index

Aena scored 83 points in the environmental dimension with a total score of 60 points (out of 100). In 2025, Aena maintained its inclusion in the Dow Jones Sustainability Index and the Sustainability Yearbook 2025.

Ibex ESG Index

Aena included for the second consecutive year in the Ibex ESG Index, which recognizes it as one of the most sustainable and responsible companies in Spain.

Climate Leaders

Aena included for the third consecutive year in the "Europe's Climate Leaders" ranking.

[Climate Action Plan](#)



More significant targets and projects

2026

CARBON NEUTRALITY
with offsetting



2026

Carbon neutral accreditation
Level 4+ in 2026 and Level 5+ in 2030 at the main airports



2030

NET ZERO
carbon



Renewable energy

- Photovoltaic plan
- 100% purchase electricity through renewable energy guarantees of origin



Sustainable mobility

- Charging points for electric vehicles
- Eco-cars fleet plan



Climate Action Plan

- It includes appropriate management, monitoring and communication mechanisms

Aena was in 2021 the first company in Spain and one of the first around the world to inform shareholders yearly of its strategy against climate change from its Climate Action Plan.



Incentives and discounts



Business opportunities

A very diverse programme of rate incentives for airlines



 [Incentives and discounts](#)



Marketing Support



Marketing

Marketing campaigns to promote new routes



 [Marketing Support](#)



Thank you



Company committed to the United Nations Sustainable Development Goals (SDGs)



AGENDA
2030