

Girona-Costa Brava Airport 2025

Girona-Costa Brava



Canary Islands



Aena Spanish Airports
(excluding MCV, QSA, SBO exclusive for GA)

Highlights 2019 · 2025

Girona-Costa Brava



2019

2024

2025



1,9M

2,0M

2,2M

% Var. 19-18

% Var. 24-23

% Var. 25-24

% Var. 25-19

-4,3 %

25,9 %

9,4 %

13,1 %



18K

24K

28K

% Var. 19-18

% Var. 24-23

% Var. 25-24

% Var. 25-19

2,1 %

19,4 %

15,2 %

53,8 %



Cargo
(Kilograms)

78K

302K

79K

% Var. 19-18

% Var. 24-23

% Var. 25-24

% Var. 25-19

-41,2 %

-2,0 %

-73,9 %

0,6 %

Source:

Aena. Provisional non-audited data 2025 (round trip)

Highlights 2025

Girona-Costa Brava



 Avg. pax / week
42,0K

Avg. ops / week 
540


Countries *

17
Destinations
49
Destinations
6
New Destinations


Airlines *

10


Routes *

60
International
60



Pax profile

87% holidays

· Residence ·

8% GRO apt. province

10% rest of Spain 

82% foreign 



Info

H24 airport

· Runway cap. ·

Ops. dep: 12

Ops. arr: 12

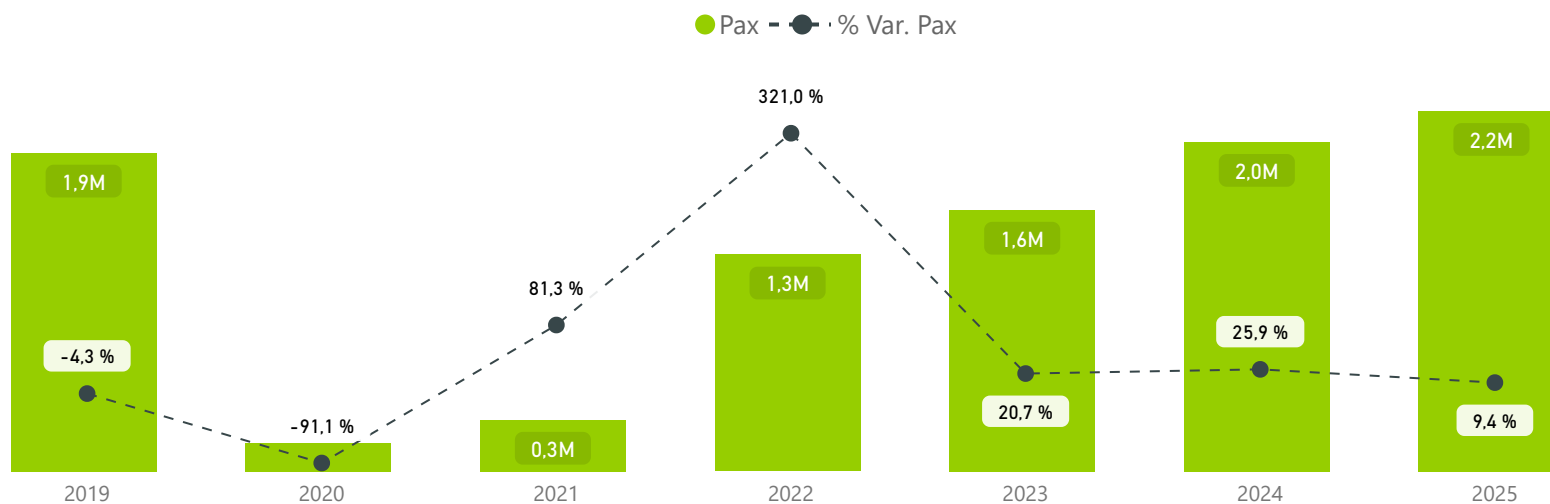
Total ops: 19

Sources:

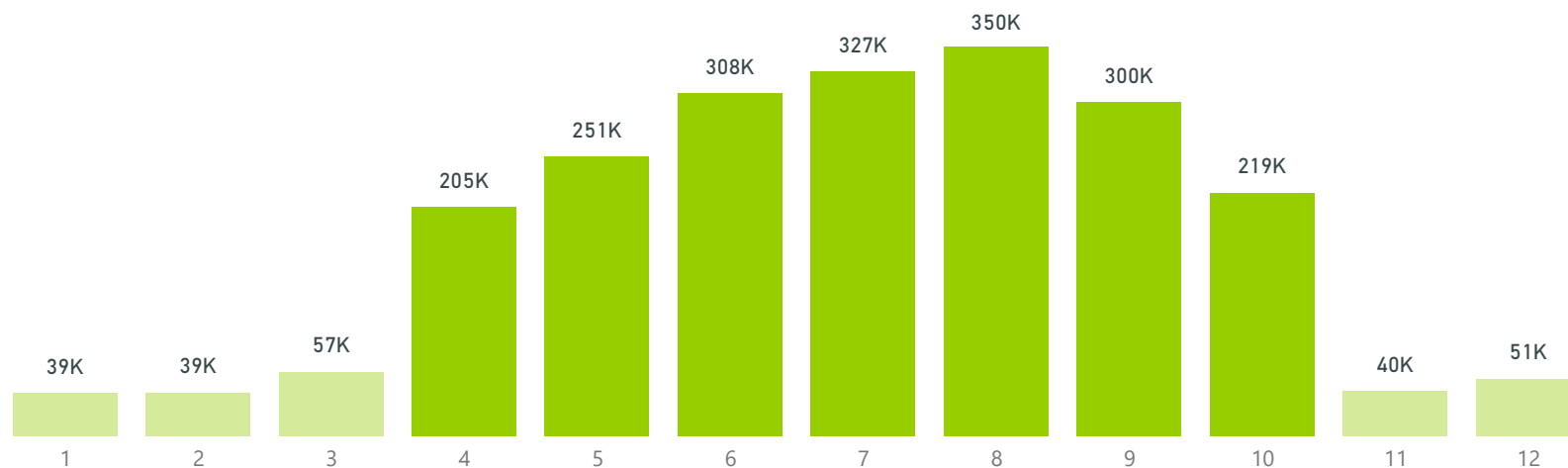
* ≥ 5,000 pax/year. Aena. Provisional non-audited data 2025 (round trip)

Pax profile: Aena surveys

Annual traffic evolution



Monthly traffic evolution · 2025



90 %
Summer season

Source:

Aena. Provisional non-audited data 2025 (round trip)

Traffic statistics 2025

Girona-Costa Brava




Traffic distribution

International



Total countries *


16



100%

2,2M international pax
9,4 % Var. 25-24

Domestic

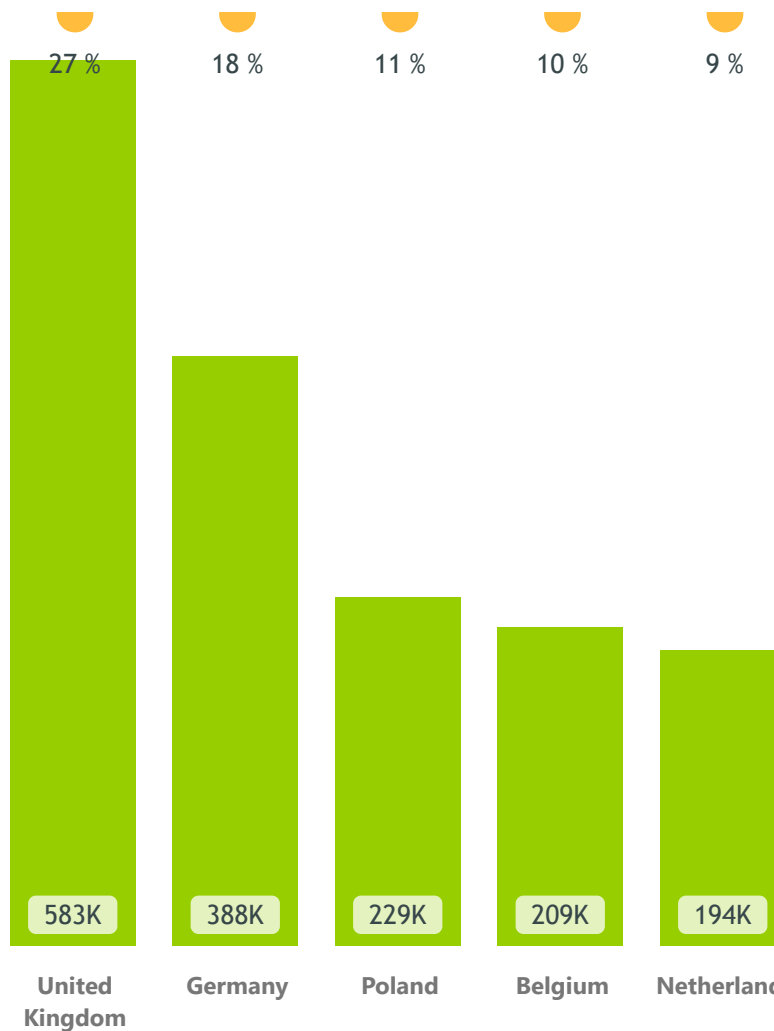


0%

5.885 domestic pax
-7,8 % Var. 25-24

Main countries *

market share
pax

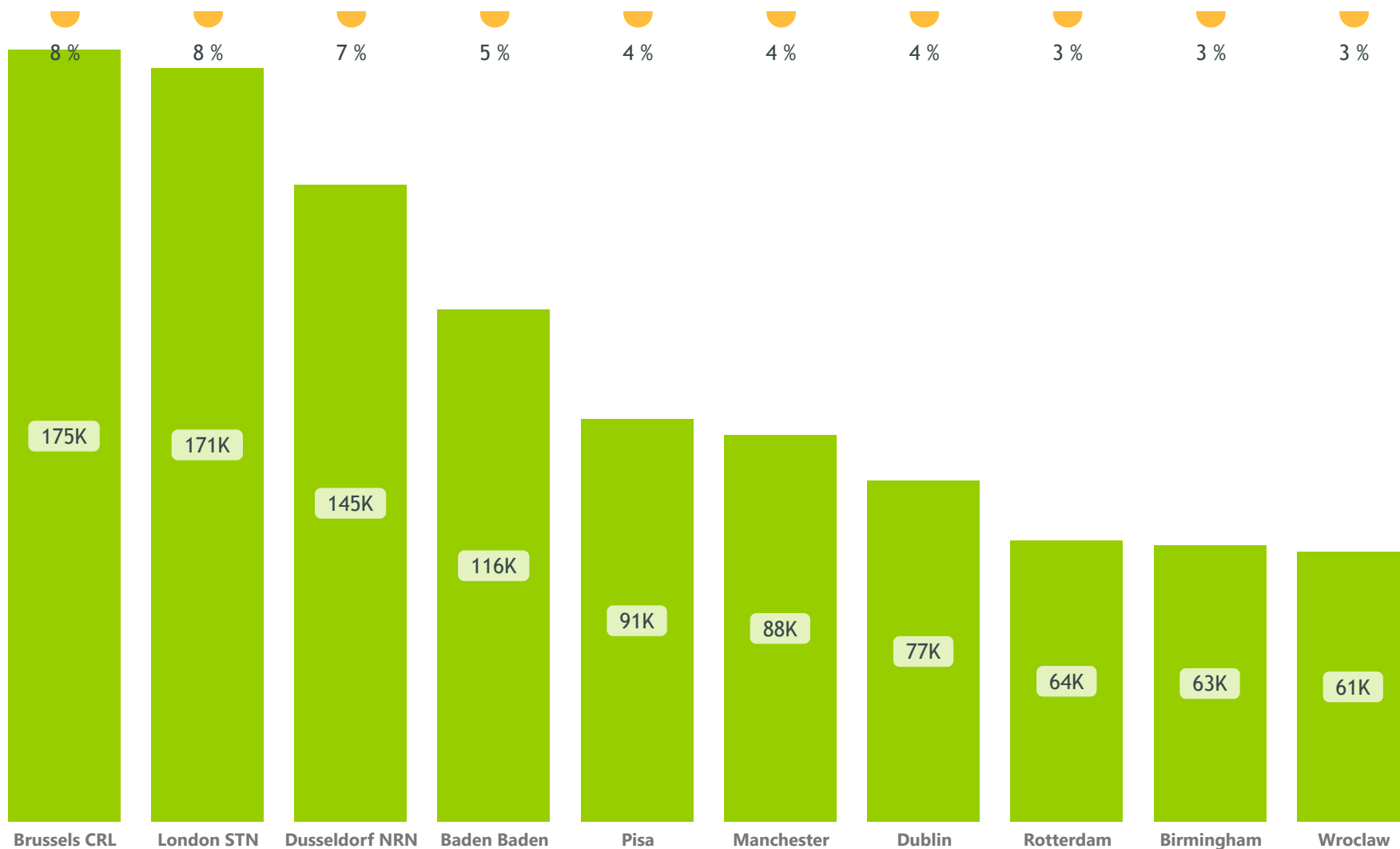


Source:

* ≥ 5,000 pax/year. Aena. Provisional non-audited data 2025 (round trip)

Main destinations*

market share
pax

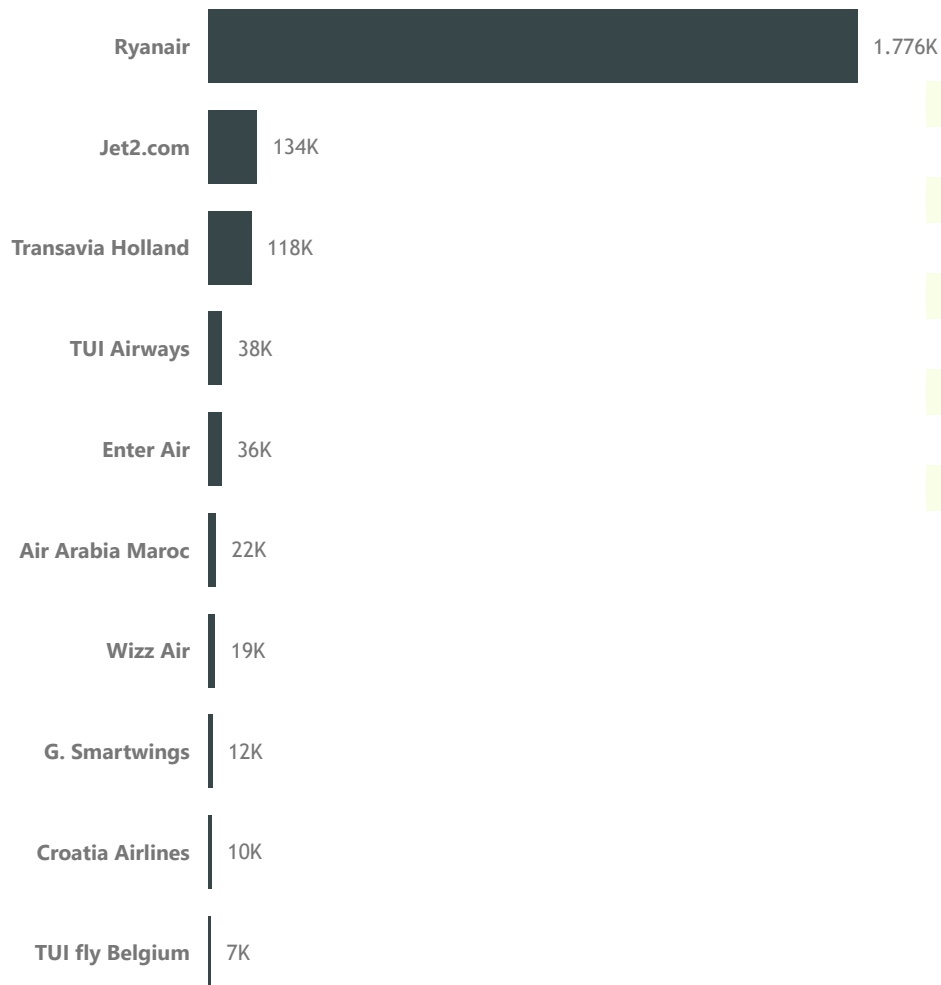


Source:

* ≥ 5,000 pax/year. Aena. Provisional non-audited data 2025 (round trip)

Main airlines *

● International



Airline	Pax	% Var. 25-24	Share	Routes *
Ryanair	1.776.199	9 %	81 %	37
Jet2.com	133.711	11 %	6 %	8
Transavia Holland	118.084	6 %	5 %	2
TUI Airways	37.935	-4 %	2 %	3
Enter Air	35.792	-16 %	2 %	4
Air Arabia Maroc	21.643	>100 %	1 %	1
Wizz Air	19.005	>100%	1 %	1
G. Smartwings	11.541	-6 %	1 %	2
Croatia Airlines	9.573	22 %	0 %	1
TUI fly Belgium	8.101	-8 %	0 %	1

Airlines

10



Charter

4 %

87K

Pax

Source:

* ≥ 5,000 pax/year. Aena. Provisional non-audited data 2025 (round trip)

Route map · Domestic · 2025

Girona-Costa Brava



Pax

5.885

- Destination
- New destination



Share

0,3 %



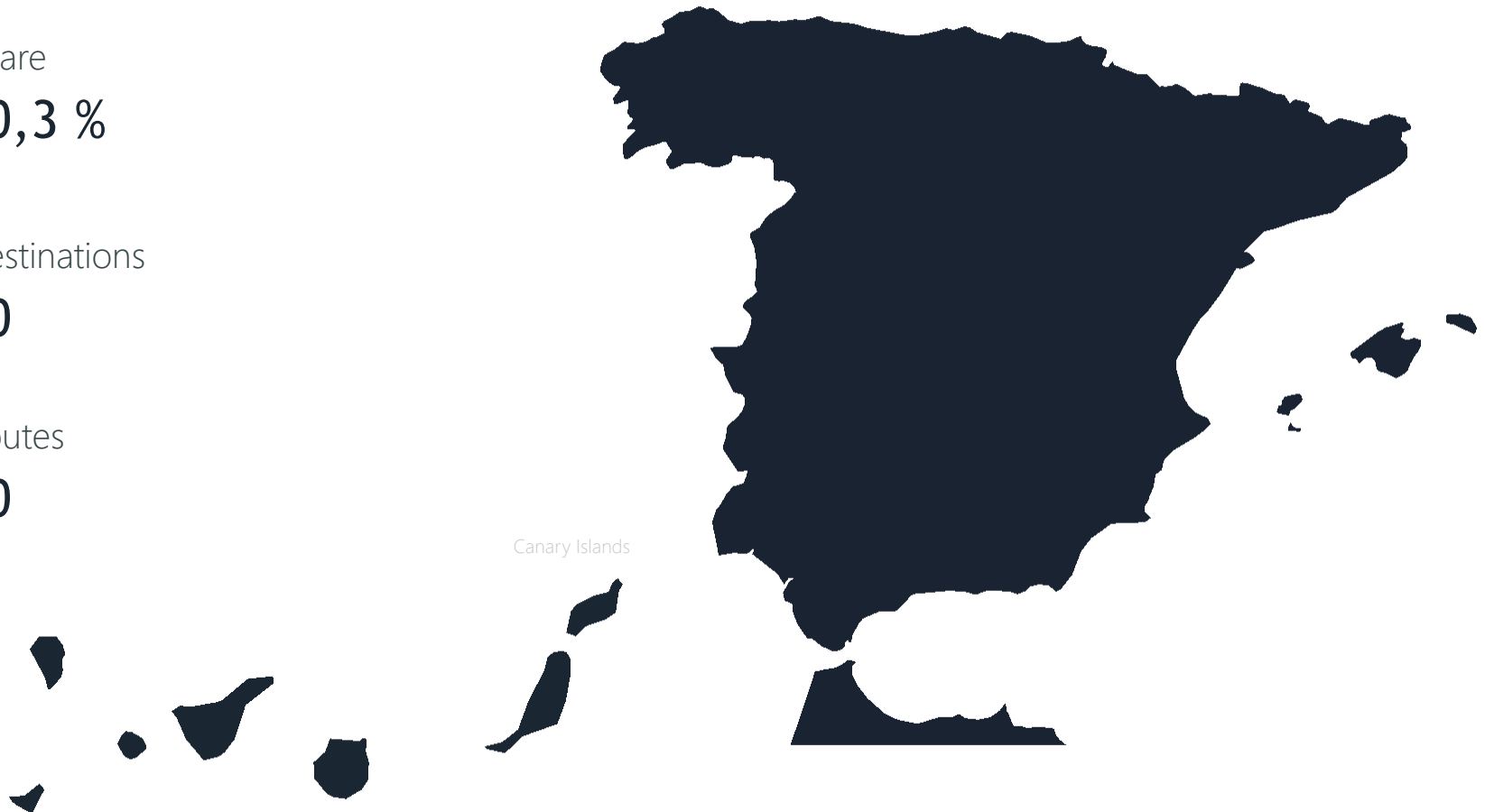
Destinations

0



Routes

0



Canary Islands

Source:

Aena. Provisional non-audited data 2025 (round trip)

Destination: airport pair. Route is destination by airline

Destination: $\geq 5,000$ pax/2025

New destination: $\geq 5,000$ pax/2025 and $\leq 1,000$ pax/2024

Route map · Europe · 2025

Girona-Costa Brava



Pax

2,1M



Share

97,3 %



Destinations

47



Routes

58

- Destination
- New destination



Top countries

Destinations

United Kingdom	12
Poland	7
Germany	5
Netherlands	4
Belgium	2

Source:

Aena. Provisional non-audited data 2025 (round trip)

Destination: airport pair. Route is destination by airline

Destination: $\geq 5,000$ pax/2025

New destination: $\geq 5,000$ pax/2025 and $\leq 1,000$ pax/2024

Route map · Africa · 2025

Girona-Costa Brava



Pax

53K

- Destination
- New destination



Share

2,4 %



Destinations

2



Routes

2

Top countries

Destinations

Morocco

2



Source:

Aena. Provisional non-audited data 2025 (round trip)

Destination: airport pair. Route is destination by airline

Destination: $\geq 5,000$ pax/2025

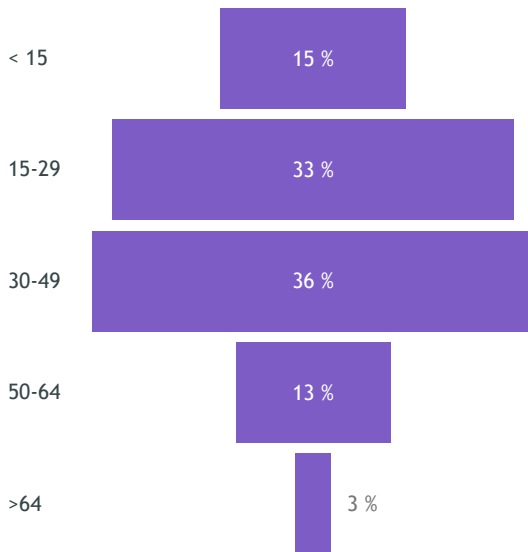
New destination: $\geq 5,000$ pax/2025 and $\leq 1,000$ pax/2024

Passenger profile

Gender



Age



Reason for travelling



Residence

8% GRO apt. province



10 % Rest of Spain

82 % Foreign

Nationality



16 % Spain

84 % Foreign

Source:

Aena surveys EMMA (sample=1,687)

Data collected from August 2 to 8, 2023

Expansion: Departing commercial passengers in 2024

Summer 26

Terminal capacity (Pax/H)	Arrivals	Departures	
	2,900		1,900

Runway capacity (Ope/H)	Arrivals	Departures	Total
	12	12	12

⇒ **Commercial aviation parking stands: 18**

12	B-737-800	4	B-757-300
2	B-767-300	13	General aviation



-
- ⇒ Altitude (reference point): 143 m
 - ⇒ Reference temperature: 30°C
 - ⇒ Service timetable (UTC): H-24
 - ⇒ Fire category: 7
-
- ⇒ **Code OACI: LEGE**
 - ⇒ **Code IATA: GRO**

Runway:

- ⇒ 01/19 (2,400 x 45 m)


Source:

AIP Spain (last available)
 AECFA (Summer 26)
 DORA 2022-2026


Infrastructures & facilities


Girona-Costa Brava





 Terminal building


 1
Runway
CAT III

 33
Check-in counters


 Security
personnel

 15
Boarding
gates


 18
Parking places

 5 (2,744 m²)
Restaurants and
cafeterias

 H-24

 4
Baggage reclaim
carousel

 6,312
Parking offer

 3 (815 m²)
Shops and duty
free

 Wifi area

 Passengers info

 Luggage trolleys

 Car hire

 Tax refunds

 Banking services

 Families

 Lost and Found

 Luggage services

 Accessibility for PMR

 Special needs passengers

 Vending machines



The airport is focused on having the best image possible. Girona-Costa Brava has implemented an **Integrated Quality and Environmental Management System**, certified according to **ISO 9001 and ISO 14001** standards.



Girona Airport was **certified by the Spanish Aviation Safety Agency (AESA), according to EU 139/2014 regulation.**

Girona-Costa Brava Airport was named **Best Airport by Size and Region (under 2 million passenger in Europe)**, at the ASQ (Airport Service Quality) awards given by the Airports Council International (ACI) in 2018, 2023, 2024 and 2025.



The airport was awarded with **Cleanest Airport** at the ASQ (Airport Service Quality) Awards given by the Airports Council International (ACI) in 2023 and 2025.

The airport got **‘The Voice of the customer’** recognition by **ACI World** in 2021.

The airport has received the **Aster Communication** award, granted by the ESIC Business & Marketing School, in recognition of the communication campaign it carried out for its **50th anniversary** in 2018.



As part of the environmental initiatives that Girona-Costa Brava Airport is implementing, it performs energetic efficient actions according with lighting and air conditioning on the terminal.



Yearly **quality surveys** for airlines and passengers are carried out in order to monitor their perception of the airport services.

AENA and the Sustainable Development Goals



Towards Sustainable Development

We guarantee sustainable consumption modalities

We generate a sustainable economic growth

We promote diversity and social inclusion

We strengthen partnerships to achieve sustainable goals

We protect the environment and fight against climate change



FTSE4Good



Member of
Dow Jones Sustainability Indices
Powered by the S&P Global CSA



FTSE4 Good Index

Aena has achieved the highest possible score of 5 out of 5 for the last three consecutive years.

Climate Disclosure Project

In 2025, Aena achieved an A, the highest possible rating, on the climate change questionnaire.

Dow Jones Sustainability Index

Aena scored 83 points in the environmental dimension with a total score of 60 points (out of 100). In 2025, Aena maintained its inclusion in the Dow Jones Sustainability Index and the Sustainability Yearbook 2025.

Ibex ESG Index

Aena included for the second consecutive year in the Ibex ESG Index, which recognizes it as one of the most sustainable and responsible companies in Spain.

Climate Leaders

Aena included for the third consecutive year in the "Europe's Climate Leaders" ranking.

[Climate Action Plan](#)



More significant targets and projects

2026

CARBON NEUTRALITY
with offsetting



2026

Carbon neutral accreditation
Level 4+ in 2026 and Level 5+ in 2030 at the main airports



2030

NET ZERO carbon



Renewable energy

- Photovoltaic plan
- 100% purchase electricity through renewable energy guarantees of origin



Sustainable mobility

- Charging points for electric vehicles
- Eco-cars fleet plan



Climate Action Plan

- It includes appropriate management, monitoring and communication mechanisms



Incentives and discounts



Business opportunities

A very diverse programme of rate incentives for airlines



 [Incentives and discounts](#)



Marketing Support



Marketing

Marketing campaigns to promote new routes



 [Marketing Support](#)



Thank you



Company committed to the United Nations Sustainable Development Goals (SDGs)



AGENDA
2030