

Sevilla Airport

2024

Sevilla



Highlights 2019 · 2024

Sevilla



2019

2023

2024



Pax

7,5M

% Var. 19-18

18,2 %

8,1M

% Var. 23-22

19,1 %

9,2M

% Var. 24-23

13,7 %

% Var. 24-19

21,6 %



Ops

64K

% Var. 19-18

10,7 %

65K

% Var. 23-22

7,3 %

71K

% Var. 24-23

10,3 %

% Var. 24-19

11,4 %



Cargo
(Kilograms)

9,9M

% Var. 19-18

-21,0 %

10,9M

% Var. 23-22

9,5 %

11,0M

% Var. 24-23

0,4 %

% Var. 24-19

10,7 %


Source:

Aena. Provisional non-audited data 2024 (round trip)

Highlights 2024


Sevilla



 Avg. pax / week
176,4K

Avg. ops / week 
1.374


Countries *

21
 Destinations
85
Destinations
4
New Destinations


Airlines *

23


Routes *

112
Domestic
37
International
75


Pax profile

18% business

· Residence ·

33% SVQ apt. province

39% rest of Spain 

28% foreign 



Info

· Runway cap. ·

Ops. dep: 15

Ops. arr: 15

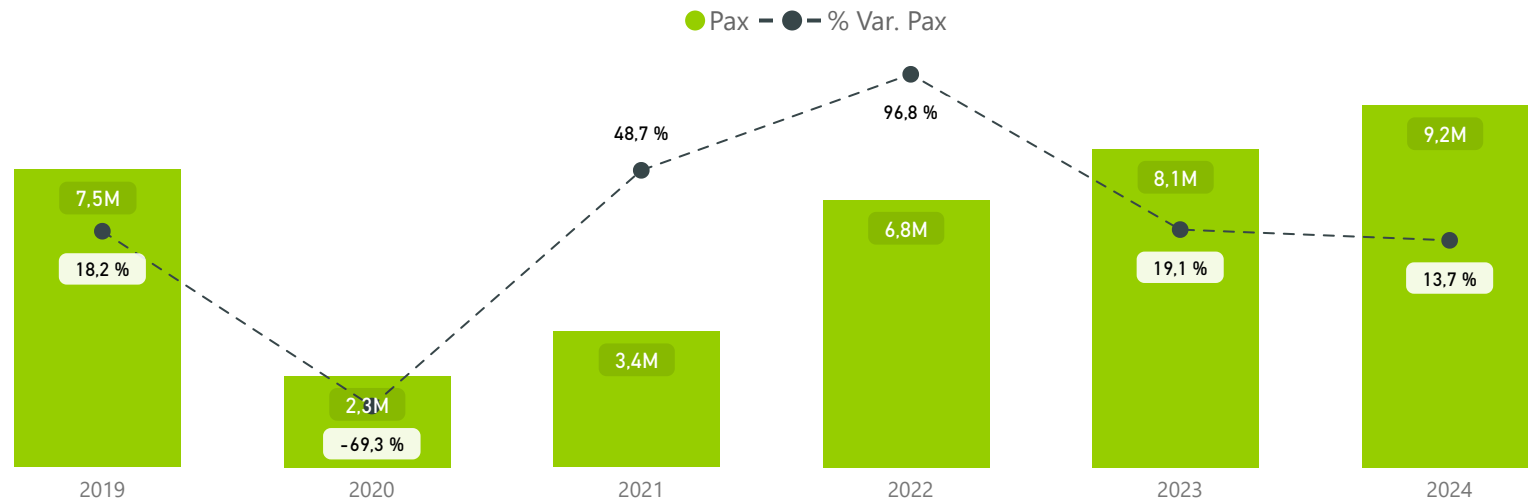
Total ops: 25

Sources:

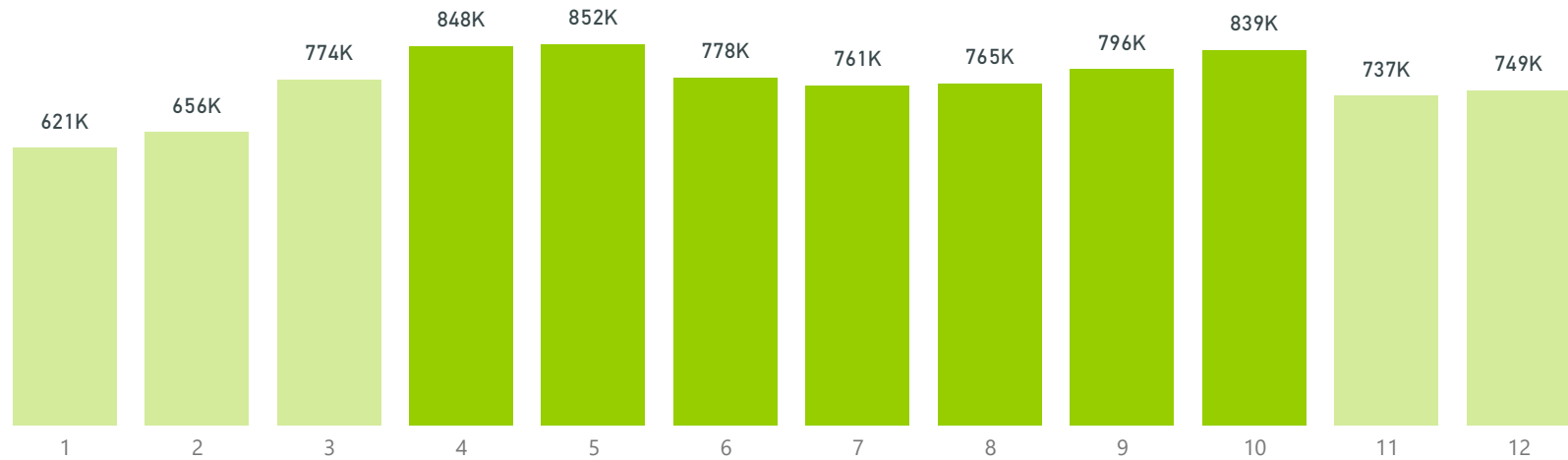
* + 5,000 pax/year. Aena. Provisional non-audited data 2024 (round trip)

Aena surveys

Annual traffic evolution



Monthly traffic evolution · 2024



Source:

Aena. Provisional non-audited data 2024 (round trip)

61 %
Summer season

Traffic statistics 2024

Sevilla



Traffic distribution

International



Total countries *


20



51%

4,7M international pax
20,0 % Var. 24-23

Domestic

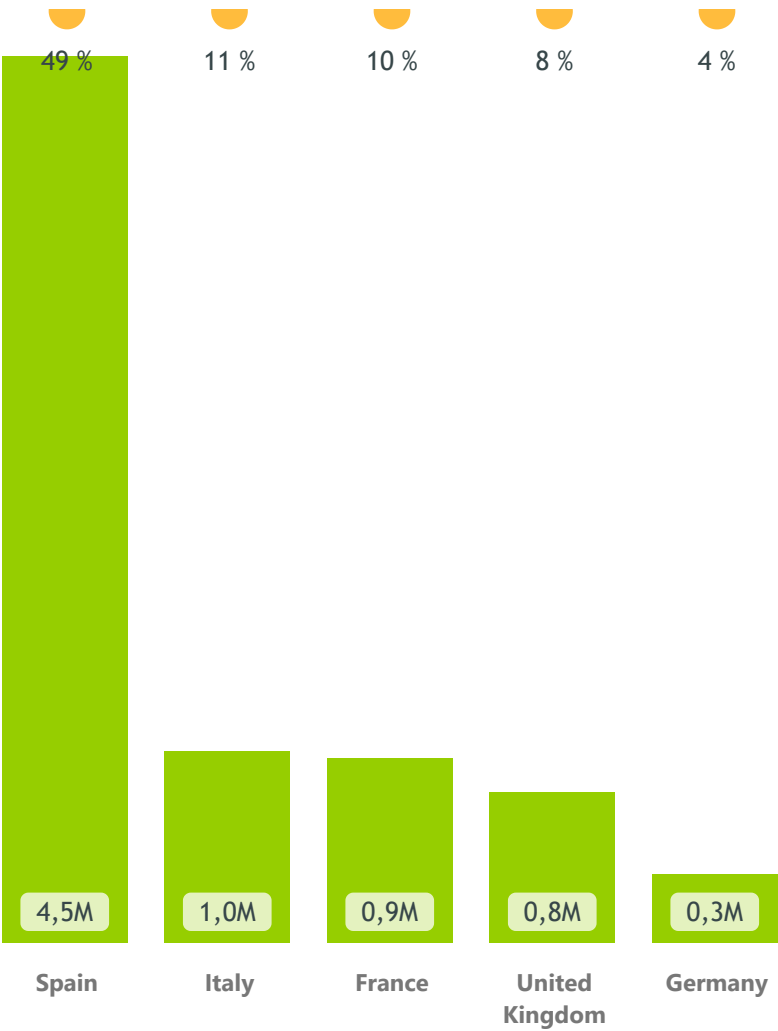


49%

4,5M domestic pax
7,8 % Var. 24-23

Main countries *

market share
pax

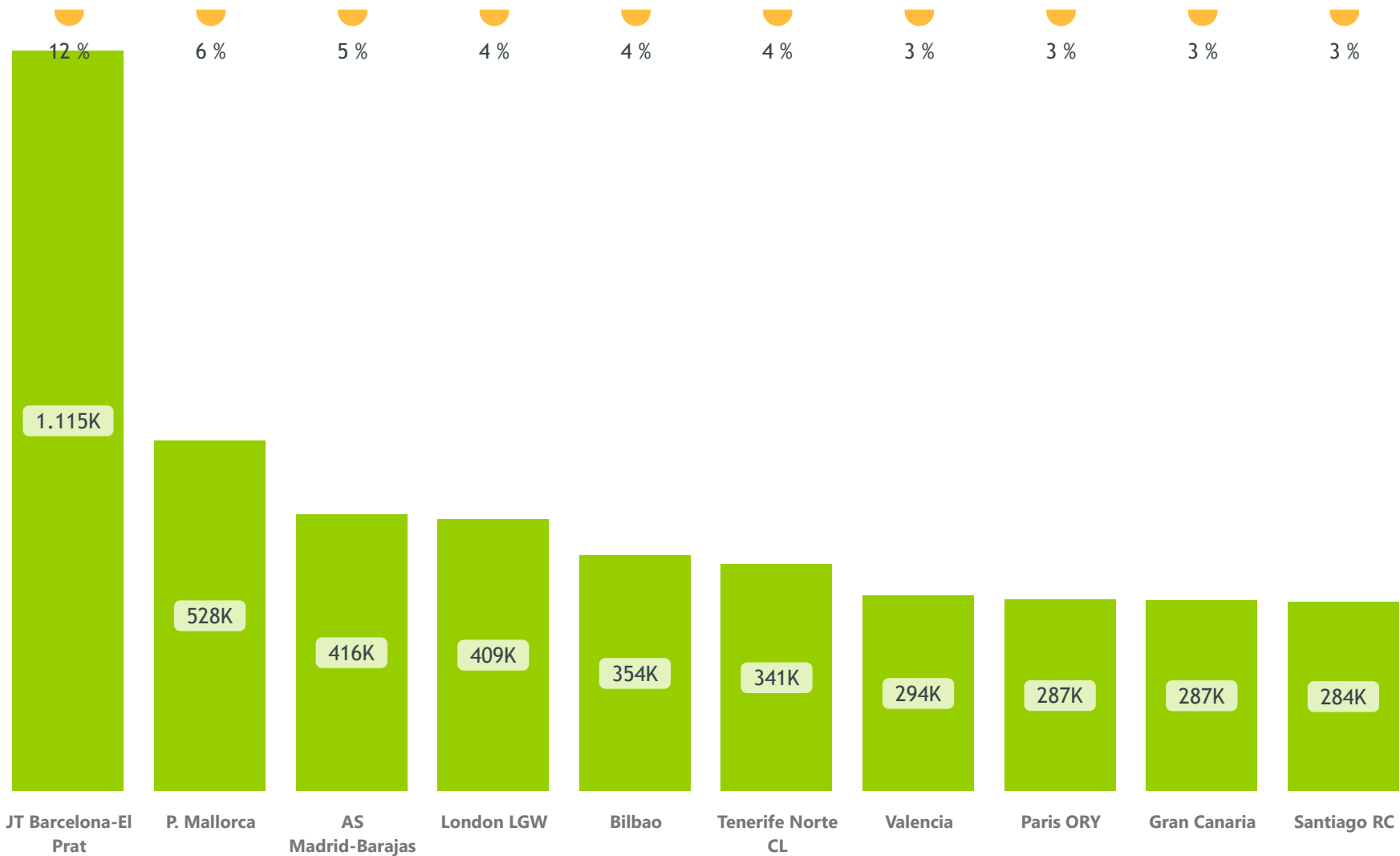


Source:

* + 5,000 pax/year. Aena. Provisional non-audited data 2024 (round trip)

Main destinations *

market share
pax



Source:

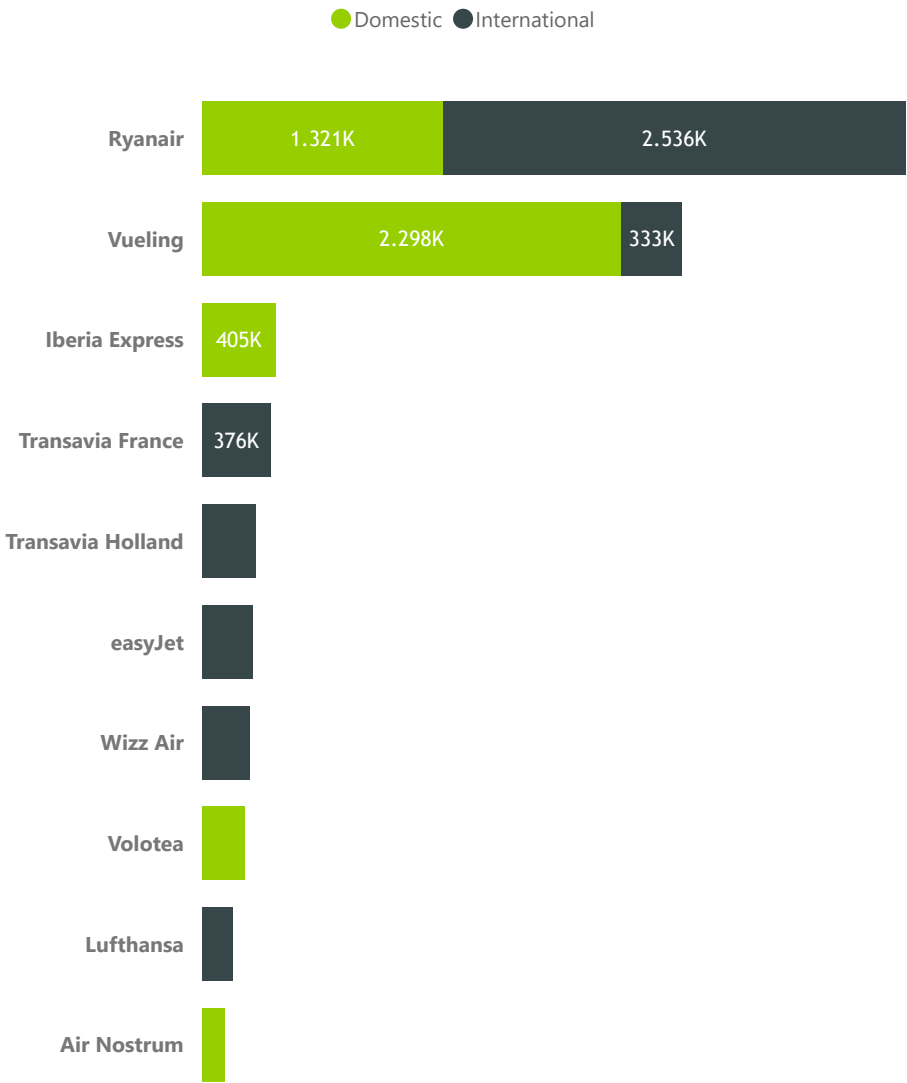
* + 5,000 pax/year. Aena. Provisional non-audited data 2024 (round trip)

Traffic statistics 2024

Sevilla



Main airlines *



Airline	Pax	% Var. 24-23	Share	Routes *
Ryanair	3.856.597	15 %	42 %	61
Vueling	2.630.875	10 %	29 %	13
Iberia Express	405.068	-10 %	4 %	1
Transavia France	376.096	10 %	4 %	4
Transavia Holland	292.551	20 %	3 %	3
easyJet	274.837	14 %	3 %	3
Wizz Air	258.988	92 %	3 %	4
Volotea	234.542	-5 %	3 %	4
Lufthansa	169.375	12 %	2 %	2
Air Nostrum	124.837	12 %	1 %	3

Airlines

23



Charter

1 %

97K
Pax

Source:
* + 5,000 pax/year. Aena. Provisional non-audited data 2024 (round trip)

Route map · Domestic · 2024

Sevilla



Pax

4,5M

- Destination
- New destination



Share

48,9 %



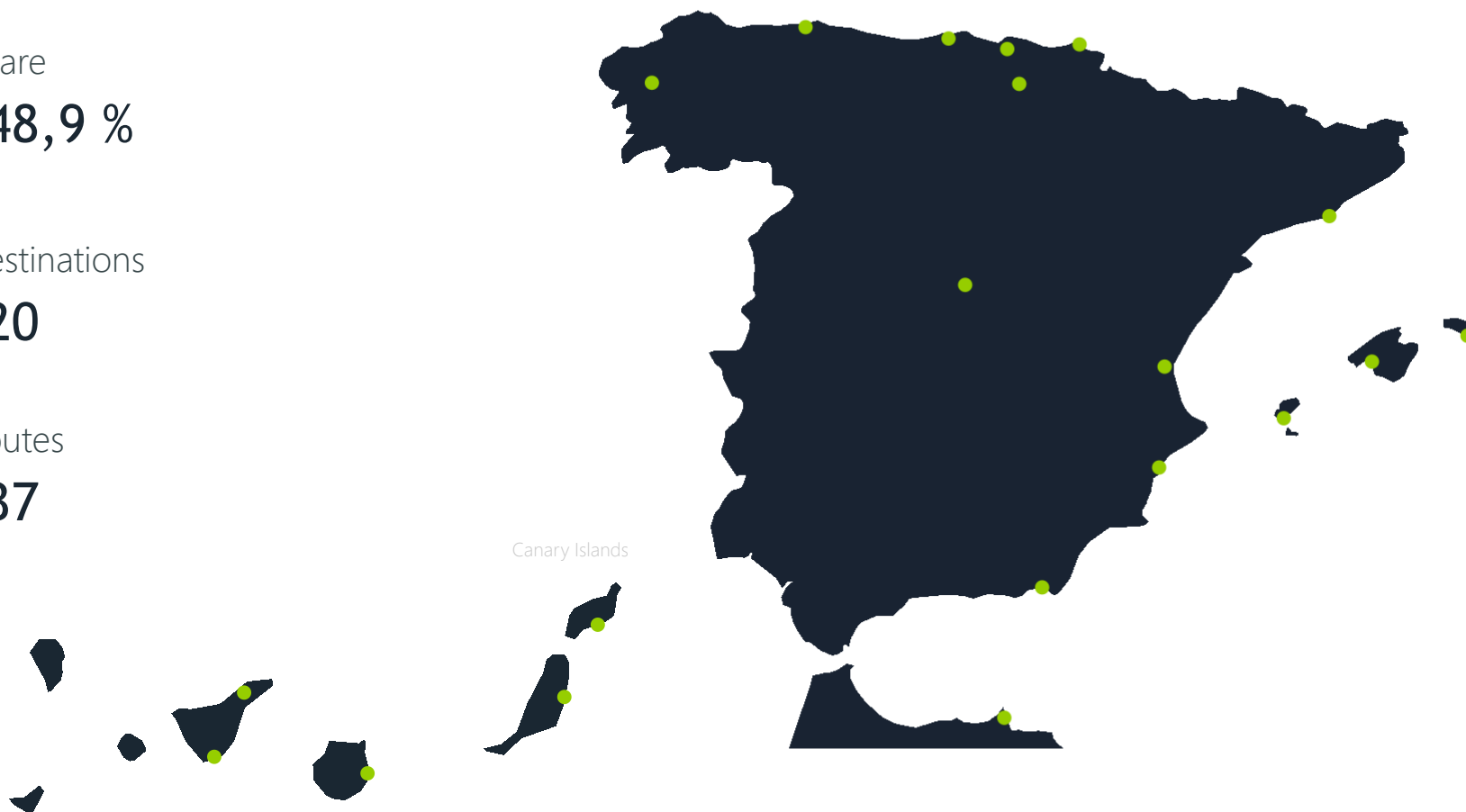
Destinations

20



Routes

37



Source:

Aena. Provisional non-audited data 2024 (round trip)


Destination: airport pair. Route is destination by airline

Destination: +5,000 pax/2024

New destination: +5,000 pax/2024 and -1,000 pax/2023

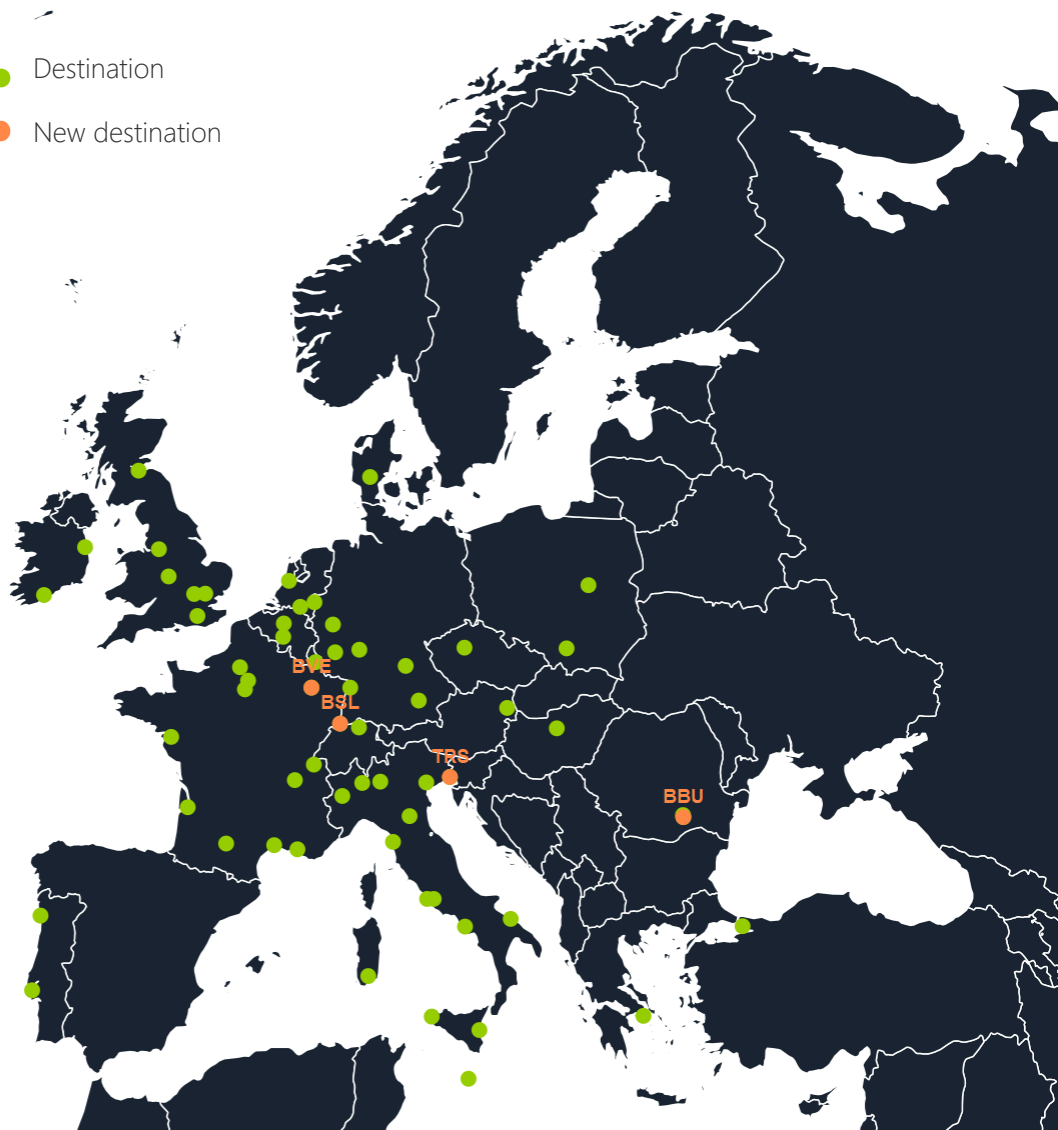
Route map · Europe · 2024

Sevilla



Top countries	Destinations
Italy	14
France	10
Germany	7
United Kingdom	6
Portugal	2

- Destination
- New destination



Source:
Aena. Provisional non-audited data 2024 (round trip)
Destination: airport pair. Route is destination by airline

Destination: +5,000 pax/2024
New destination: +5,000 pax/2024 and -1,000 pax/2023

Route map · Africa · 2024

Sevilla



Pax

173K



Share

1,9 %



Destinations

5



Routes

5

Top countries

Destinations

Morocco

5

- Destination
- New destination



Source:

Aena. Provisional non-audited data 2024 (round trip)

Destination: airport pair. Route is destination by airline

Destination: +5,000 pax/2024

New destination: +5,000 pax/2024 and -1,000 pax/2023

Passenger profile

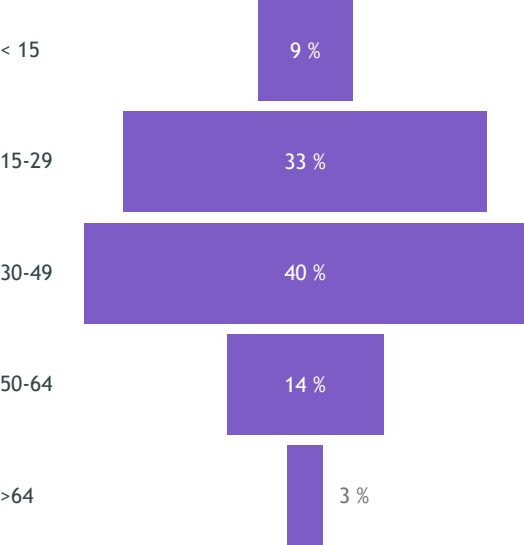
Sevilla



Gender



Age



Reason for travelling



Residence

33% SVQ apt. province



39 %
Rest of Spain

28 %
Foreign

Nationality



68 %
Spain

32 %
Foreign

Source:
Aena surveys (sample=2,302)
Data collected from June 24 to 30, 2022
Expansion: Departing commercial passengers in 2023

Summer 25

Terminal capacity	Arrivals		Departures
	Ope/H	4 Non UE	5 Non Sch
	Pax/H	3,500 1,500 Non Sch 650 Non UE	2,000 700 Non Sch
Runway capacity	Arrivals	Departures	Total
	15	15	25



⇒ Commercial aviation parking stands: 33

⇒ Air bridge: 6

7	A-320 / B-737-800	2	A-350-900 / B-747-400
15	A-321 / B-737-900	1	B-767-300
6	ATR-72 / CRJ-1000	2	B-757

⇒ Code OACI:
LEZL

⇒ Code IATA: SVQ

- ⇒ Altitude (reference point): 34 m
- ⇒ Reference temperature: 36°C
- ⇒ Service timetable (UTC):
S: 04:30-23:00 (PS 2 HR PPR)
W: 05:30-00:00 (PS 2 HR PPR)
- ⇒ Fire category: 7 (8, 9 occasionally)

Runway:

⇒ 09/27 (3,364 x 45m)

Source:
AIP Spain (last available)
AECFA (Summer 25)
DORA 2022-2026



Terminal building



1
Runway
CAT I



35
Check-in counters



1 (176 m²)
VIP lounge



Security
personnel



18+1
Boarding
gates



34
Parking places
6
Boarding airbridges



9 (3,351 m²)
Restaurants and
cafeterias



S: 04:30-23:00
PS 2 HR PPR
W: 05:30-00:00
PS 2 HR PPR



8+2 special
Baggage
reclaim carousel



4,083
Parking offer



11 (1,623 m²)
Shops and duty
free



Wifi area



Passengers info



Luggage trolleys



Car hire



Banking services



Lost and Found



Luggage services



Accessibility for PMR



Special needs passengers



Medical care



The airport is focused on having the best image possible. Sevilla Airport **has implemented an Integrated Quality and Environmental Management System, certified according to ISO 9001 and ISO 14001 standards.**



Sevilla Airport was **certified by the Spanish Aviation Agency (AESA), according to EU 139/2014 regulation.**


The airport was named **Best Airport by Size and Region (5-15 million passengers in Europe)** at the ASQ (Airport Service Quality) awards given by the Airports Council International (ACI) in 2024.



The airport got **'The Voice of the customer'** recognition by **ACI World** in 2021.

CAPA-Center for Aviation awards Sevilla Airport with the **Excellence Award for aerodromes with less than 10 million passengers, in recognition of its strategy to grow and diversify its traffic.**

Best airport of Europe in the "5 to 10 million passenger" category at the XIV ACI Europe Award in 2018.



Yearly **quality surveys** for airlines and passengers are carried out in order to monitor their perception of the airport services.

Our commitment with sustainability

Sevilla



AENA and the Sustainable Development Goals



Towards Sustainable Development

We guarantee sustainable consumption modalities

We generate a sustainable economic growth

We promote diversity and social inclusion

We strengthen partnerships to achieve sustainable goals

We protect the environment and fight against climate change



FTSE4 Good Index

The analyst FTSE Russell assesses Aena Annually in terms of sustainability, having obtained a 5 out of 5 for its ESG performance in 2024.



Dow Jones Sustainability Index

Aena scored 77 points in the environmental dimension and 72 points in the social dimension (out of 100), with a total score of 69 points, highly above from the industry average (33 points).



UN Global Compact

Aena has adhered to the Global Compact by supporting its ten principles since 2017.



Climate Leaders

Aena made it onto the "Europe's Climate Leaders" 2023 and 2024 list, compiled by the Financial Times.

[Climate Action Plan](#)



More significant targets and projects

2026

CARBON NEUTRALITY
with offsetting

CARBON NEUTRAL AIRPORTS **2026**

2026

Carbon neutral accreditation
Level 4+ in 2026 and Level 5+ in 2030 at the main airports



2030

NET ZERO carbon

NET ZERO CARBON



Renewable energy

- Photovoltaic plan
- 100% purchase electricity through renewable energy guarantees of origin



Sustainable mobility

- Charging points for electric vehicles
- Eco-cars fleet plan



Climate Action Plan

- It includes appropriate management, monitoring and communication mechanisms

Aena was in 2021 the first company in Spain and one of the first around the world to inform shareholders yearly of its strategy against climate change from its Climate Action Plan.



Incentives and discounts



Business
opportunities

A very diverse programme
of rate incentives for airlines



 [Incentives and discounts](#)



Marketing Support



Marketing

Marketing campaigns
to promote new routes



 [Marketing Support](#)



Thank you



Company committed to the United Nations
Sustainable Development Goals (SDGs)



**airports
for you** 

**AGENDA
2030**