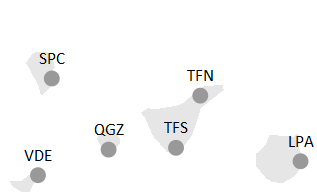


Vigo Airport

2024



Canary Islands



Highlights 2019 · 2024

Vigo



2019

2023

2024



Pax

1,0M

% Var. 19-18

-10,4 %

1,1M

% Var. 23-22

19,2 %

1,1M

% Var. 24-23

-6,8 %

% Var. 24-19

4,6 %



Ops

12K

% Var. 19-18

-8,0 %

15K

% Var. 23-22

8,0 %

12K

% Var. 24-23

-22,5 %

% Var. 24-19

-0,1 %



Cargo
(Kilograms)

541K

% Var. 19-18

-49,0 %

807K

% Var. 23-22

17,0 %

315K

% Var. 24-23

-61,0 %

% Var. 24-19

-41,8 %

Source:


Aena. Provisional non-audited data 2024 (round trip)

Highlights 2024


Vigo



 Avg. pax / week
20,4K

Avg. ops / week 
221


Countries *

2
 Destinations
7


Airlines *



7


Routes *

11
Domestic
10
International
1


Pax profile

18% business

· Residence ·
38% VGO apt. province
46% rest of Spain 
16% foreign 


Info

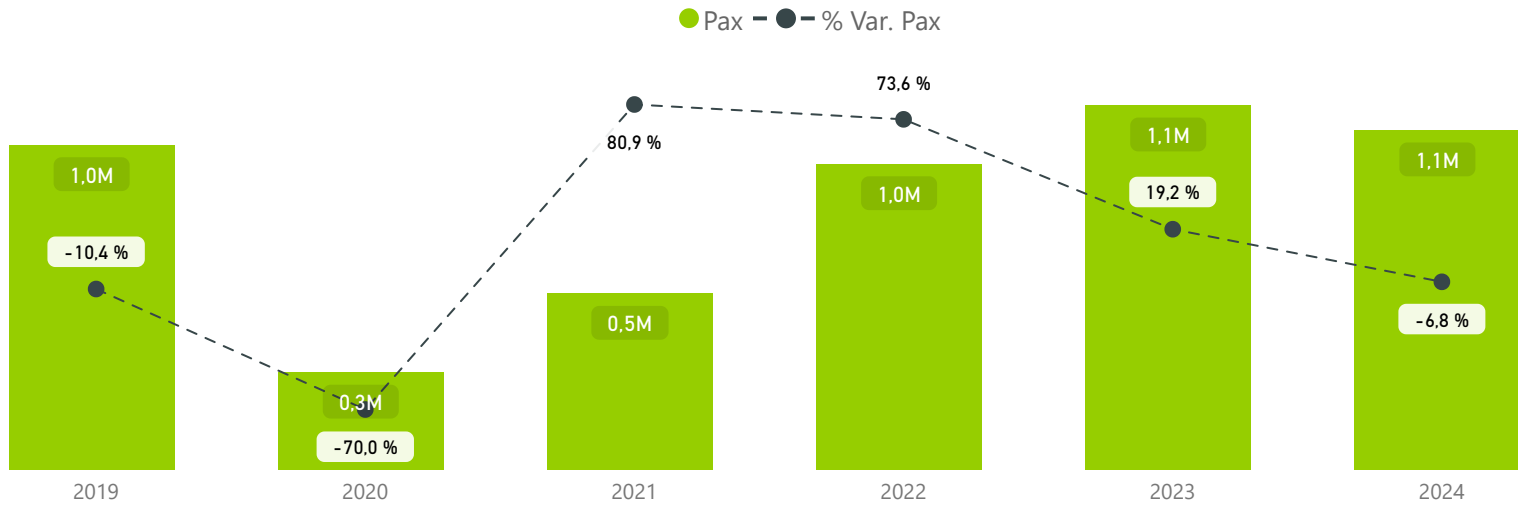
· Runway cap. ·
Ops. dep: 7
Ops. arr: 7
Total ops: 12

Sources:

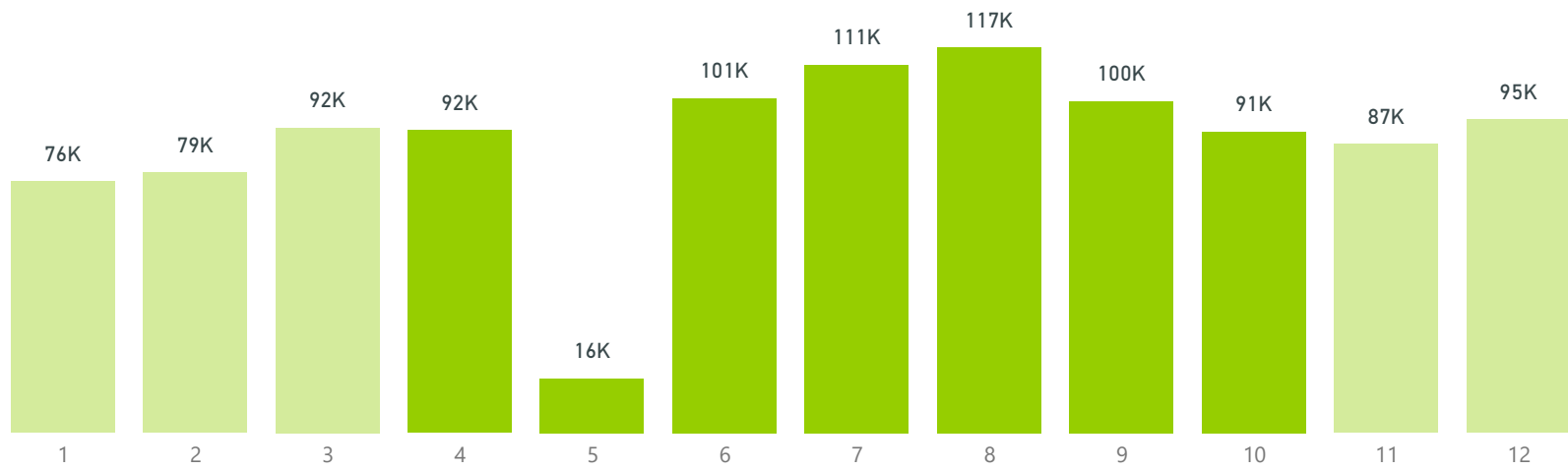
* + 5,000 pax/year. Aena. Provisional non-audited data 2024 (round trip)

Aena surveys

Annual traffic evolution



Monthly traffic evolution · 2024



Source:

Aena. Provisional non-audited data 2024 (round trip)

59 %
Summer season

Traffic statistics 2024

Vigo



Traffic distribution

International



Total countries *


1



4%

43,4K international pax
12,4 % Var. 24-23

Domestic



96%

1,0M domestic pax
-7,5 % Var. 24-23

Main countries *

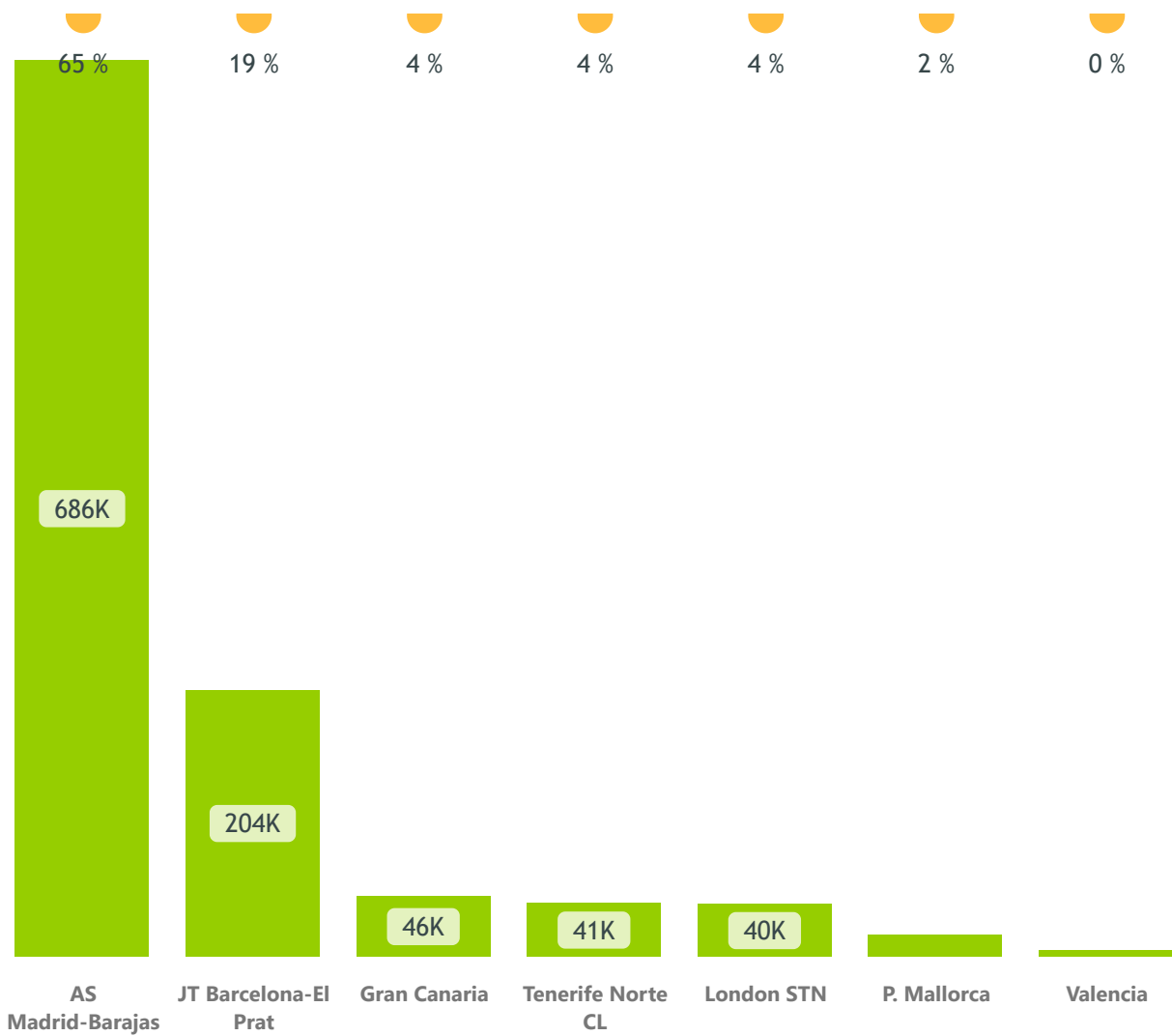
market share
pax



Source:
* + 5,000 pax/year. Aena. Provisional non-audited data 2024 (round trip)

Main destinations *

market share
pax



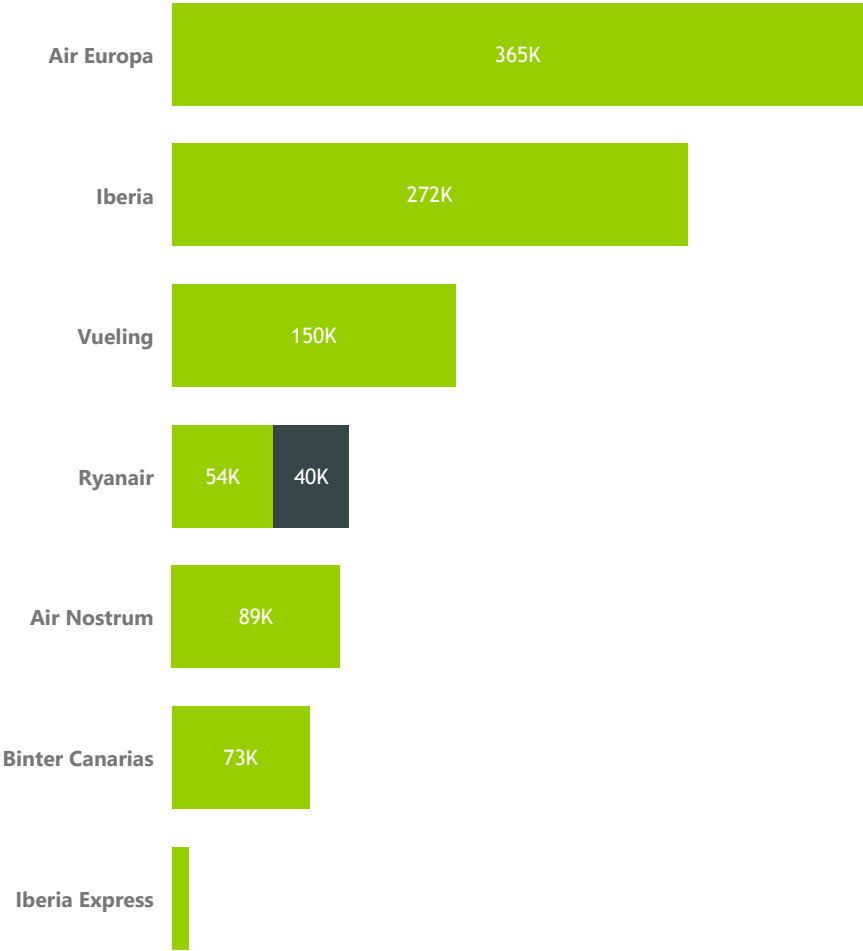
Source:

* + 5,000 pax/year. Aena. Provisional non-audited data 2024 (round trip)

Traffic statistics 2024

Main airlines ^{*}

● Domestic ● International



Airline	Pax	% Var. 24-23	Share	Routes *
Air Europa	365.352	0 %	35 %	1
Iberia	272.379	-14 %	26 %	1
Vueling	149.786	-19 %	14 %	1
Ryanair	93.619	-4 %	9 %	2
Air Nostrum	88.772	4 %	8 %	3
Binter Canarias	72.765	2 %	7 %	2
Iberia Express	8.687	4 %	1 %	1

Airlines

7



Charter

1 %

9K

Pax

Source:

* + 5,000 pax/year. Aena. Provisional non-audited data 2024 (round trip)

Route map · Domestic · 2024

Vigo



Pax

1,0M

- Destination
- New destination



Share

95,9 %



Destinations

6



Routes

10

Canary Islands



Source:

Aena. Provisional non-audited data 2024 (round trip)

Destination: airport pair. Route is destination by airline

Destination: +5,000 pax/2024

New destination: +5,000 pax/2024 and -1,000 pax/2023

Route map · Europe · 2024

Vigo



Pax
42K



Share
4,0 %



Destinations
1



Routes
1

Top countries

Destinations

United Kingdom

1

- Destination
- New destination



Source:

Aena. Provisional non-audited data 2024 (round trip)

Destination: airport pair. Route is destination by airline

Destination: +5,000 pax/2024

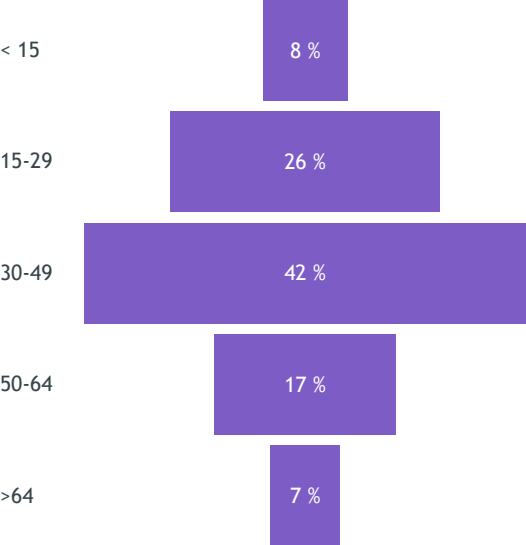
New destination: +5,000 pax/2024 and -1,000 pax/2023

Passenger profile


Gender



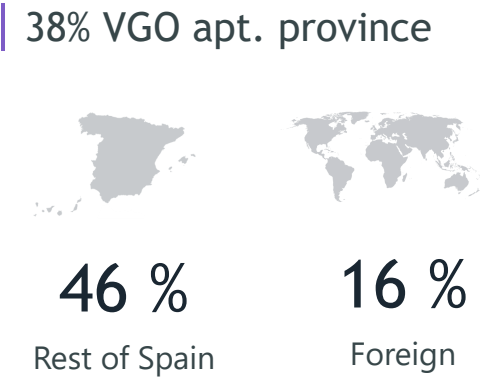
Age



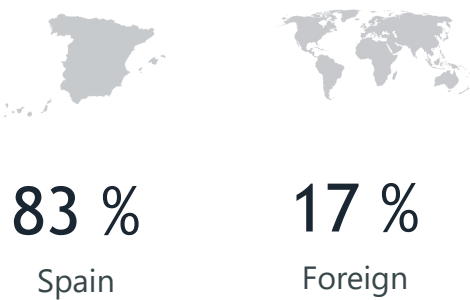
Reason for travelling



Residence



Nationality



Source:
Aena surveys (sample=1,269)
Data collected from July 20 to 26, 2023
Expansion: Departing commercial passengers in 2023

Summer 25

Terminal capacity	Pax/H	Arrivals	Departures		
		840	840		
Runway capacity	Ope/H	Arrivals	Departures	Total	
		7	7	12	



- ⇒

Code OACI:
LEVX

Code IATA: VGO
- ⇒

Altitude (reference point): 261 m
- ⇒

Reference temperature: 25°C
- ⇒

Service timetable (UTC):
S: 04:30-22:30
W: 05:30-23:30
PS 2 HR 30 MIN PPR
- ⇒

Fire category: 7(can be upgraded to 8, 9 if requested)

Runway:

- ⇒ 01/19 (2,385 x 45 m)

⇒ Commercial aviation parking stands: 9

⇒ Air bridges: 4

- 1

A-320
- 4

A-321
- 3

B-737-800
- 1

B-767-300
- 2

Helicop. S-76
- 3

General aviation

Infrastructures & facilities

Vigo



Terminal building



1
Runway
CAT IIIB



15
Check-in counters



1 (265 m²)
VIP lounge



Security
personnel



10
Boarding
gates



9
Parking places
4
Boarding airbridges



3 (787 m²)
Restaurants and
cafeterias



S: 04:30-22:30
W: 05:30-23:30
PS 2 HR 30 MIN PPR



3
Baggage reclaim
carousel



1,998
Parking offer



2 (132 m²)
Shop and duty
free



Wifi area



Passengers info



Luggage trolleys



Car hire



Tax refunds



Banking services



Lost and Found



Luggage services



Accessibility for PMR



Special needs passengers



Families



Vending machines



The airport is focused on having the best image possible. Vigo Airport **has implemented an Integrated Quality and Environmental Management System, certified according to ISO 9001 and ISO 14001 standards.**



Vigo Airport was **certified by the Spanish Aviation Agency (AESA), according to EU 139/2014 regulation.**

The airport got **‘The Voice of the customer’** recognition by **ACI World** in 2021.



As part of the environmental initiatives that Vigo Airport is implementing, it has acquired photovoltaic modules.



Yearly **quality surveys** for airlines and passengers are carried out in order to monitor their perception of the airport services.

Our commitment with sustainability

Vigo



AENA and the Sustainable Development Goals



Towards Sustainable Development

 [Climate Action Plan](#)



We guarantee sustainable consumption modalities

We generate a sustainable economic growth

We promote diversity and social inclusion

We strengthen partnerships to achieve sustainable goals

We protect the environment and fight against climate change



FTSE4 Good Index

The analyst FTSE Russell assesses Aena Annually in terms of sustainability, having obtained a 5 out of 5 for its ESG performance in 2024.



Dow Jones Sustainability Index

Aena scored 77 points in the environmental dimension and 72 points in the social dimension (out of 100), with a total score of 69 points, highly above from the industry average (33 points).



UN Global Compact

Aena has adhered to the Global Compact by supporting its ten principles since 2017.



Climate Leaders

Aena made it onto the "Europe's Climate Leaders" 2023 and 2024 list, compiled by the Financial Times.

More significant targets and projects

2026

CARBON NEUTRALITY
with offsetting



2026

Carbon neutral accreditation
Level 4+ in 2026 and Level 5+ in 2030 at the main airports



2030

NET ZERO carbon



Renewable energy

- Photovoltaic plan
- 100% purchase electricity through renewable energy guarantees of origin



Sustainable mobility

- Charging points for electric vehicles
- Eco-cars fleet plan



Climate Action Plan

- It includes appropriate management, monitoring and communication mechanisms

Aena was in 2021 the first company in Spain and one of the first around the world to inform shareholders yearly of its strategy against climate change from its Climate Action Plan.



Incentives and discounts



Business
opportunities

A very diverse programme
of rate incentives for airlines



 Incentives and discounts



Marketing Support



Marketing

Marketing campaigns
to promote new routes



 Marketing Support



Thank you



Company committed to the United Nations
Sustainable Development Goals (SDGs)



**airports
for you** 

**AGENDA
2030**