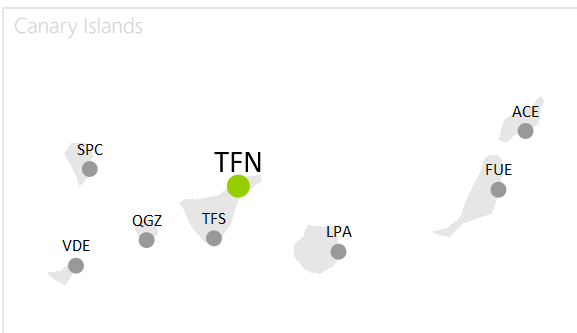


Tenerife Norte CL Airport

2024

Tenerife Norte CL







Aena Spanish Airports
(excluding MCV, QSA, SBO exclusive for GA)

Highlights 2019 · 2024

Tenerife Norte CL



		2019	2023	2024
 Pax		5,8M	6,1M	6,8M
		% Var. 19-18	% Var. 23-22	% Var. 24-23 % Var. 24-19
		6,3 %	10,0 %	10,5 % 15,8 %
 Ops		75K	75K	82K
		% Var. 19-18	% Var. 23-22	% Var. 24-23 % Var. 24-19
		2,9 %	9,0 %	9,1 % 8,9 %
  Cargo (Kilograms)		12,6M	11,6M	12,9M
		% Var. 19-18	% Var. 23-22	% Var. 24-23 % Var. 24-19
		-0,7 %	-12,2 %	11,2 % 2,1 %


Source:
Aena. Provisional non-audited data 2024 (round trip)

Highlights 2024


Tenerife Norte CL



 Avg. pax / week
130,1K

Avg. ops / week 
1.578


Countries *

3
 Destinations
24


Airlines *

8


Routes *

43
Domestic
41
International
2


Pax profile

22% business

· Residence ·

49% TFN apt. province

46% rest of Spain 

5% foreign 



Info

· Runway cap. ·

Ops. dep: 15

Ops. arr: 17

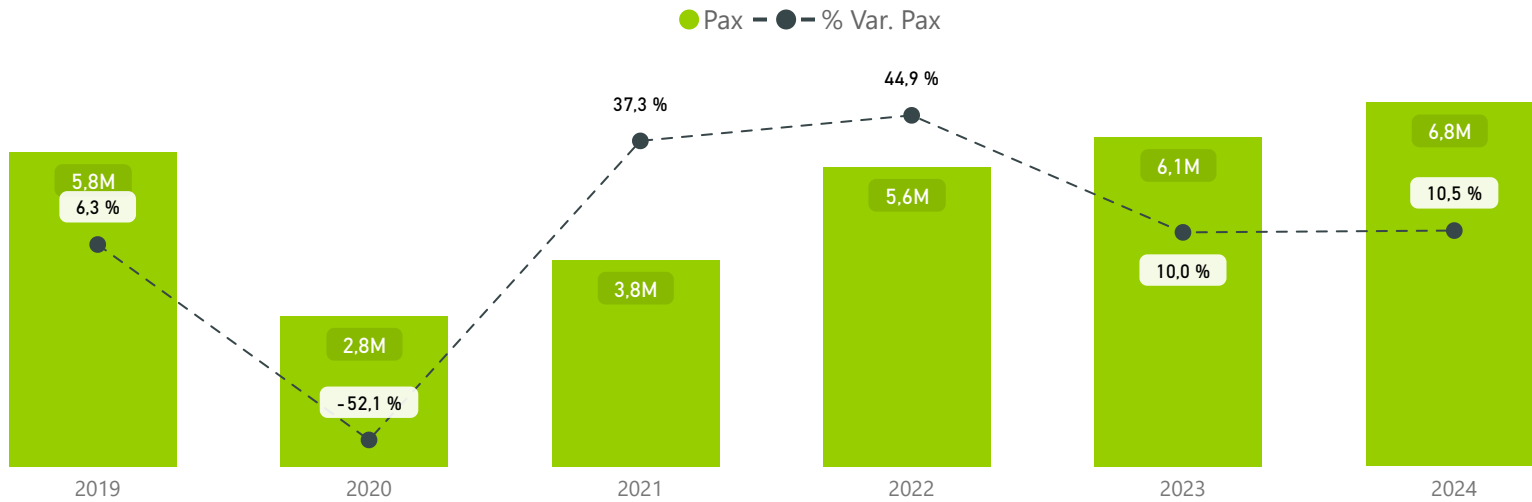
Total ops: 30

Sources:

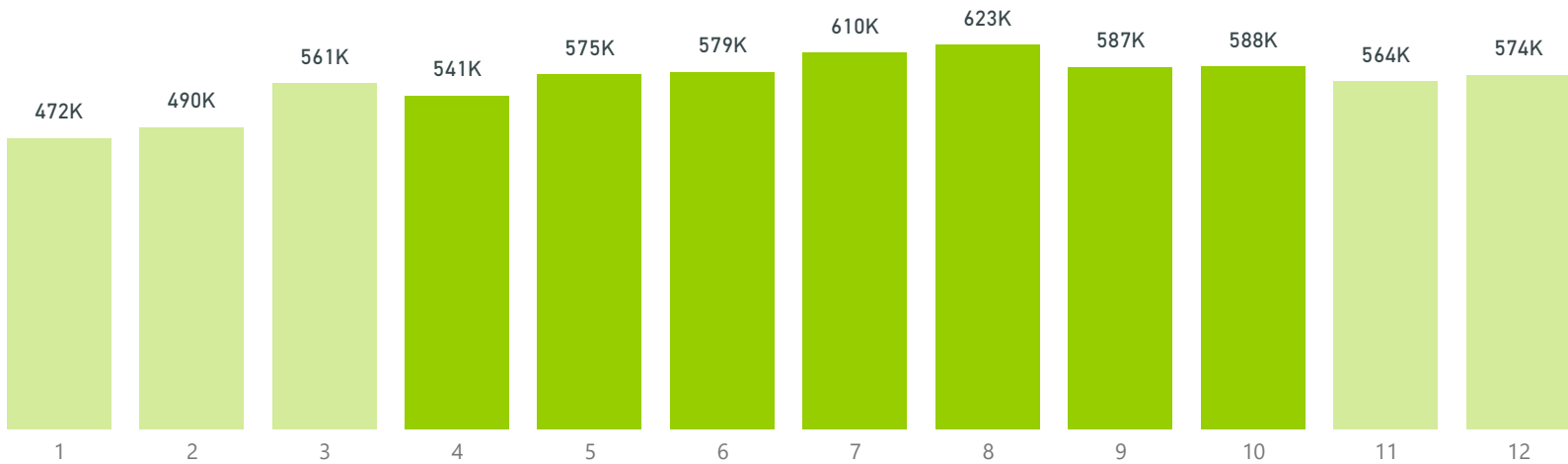
* + 5,000 pax/year. Aena. Provisional non-audited data 2024 (round trip)

Aena surveys

Annual traffic evolution



Monthly traffic evolution · 2024



Source:

Aena. Provisional non-audited data 2024 (round trip)

61 %

Summer season

Traffic statistics 2024

Tenerife Norte CL



Traffic distribution

International



Total countries *

2




1%

40,7K international pax

-32,1 % Var. 24-23

Domestic



99%

6,7M domestic pax

10,9 % Var. 24-23

Main countries *

market share
pax

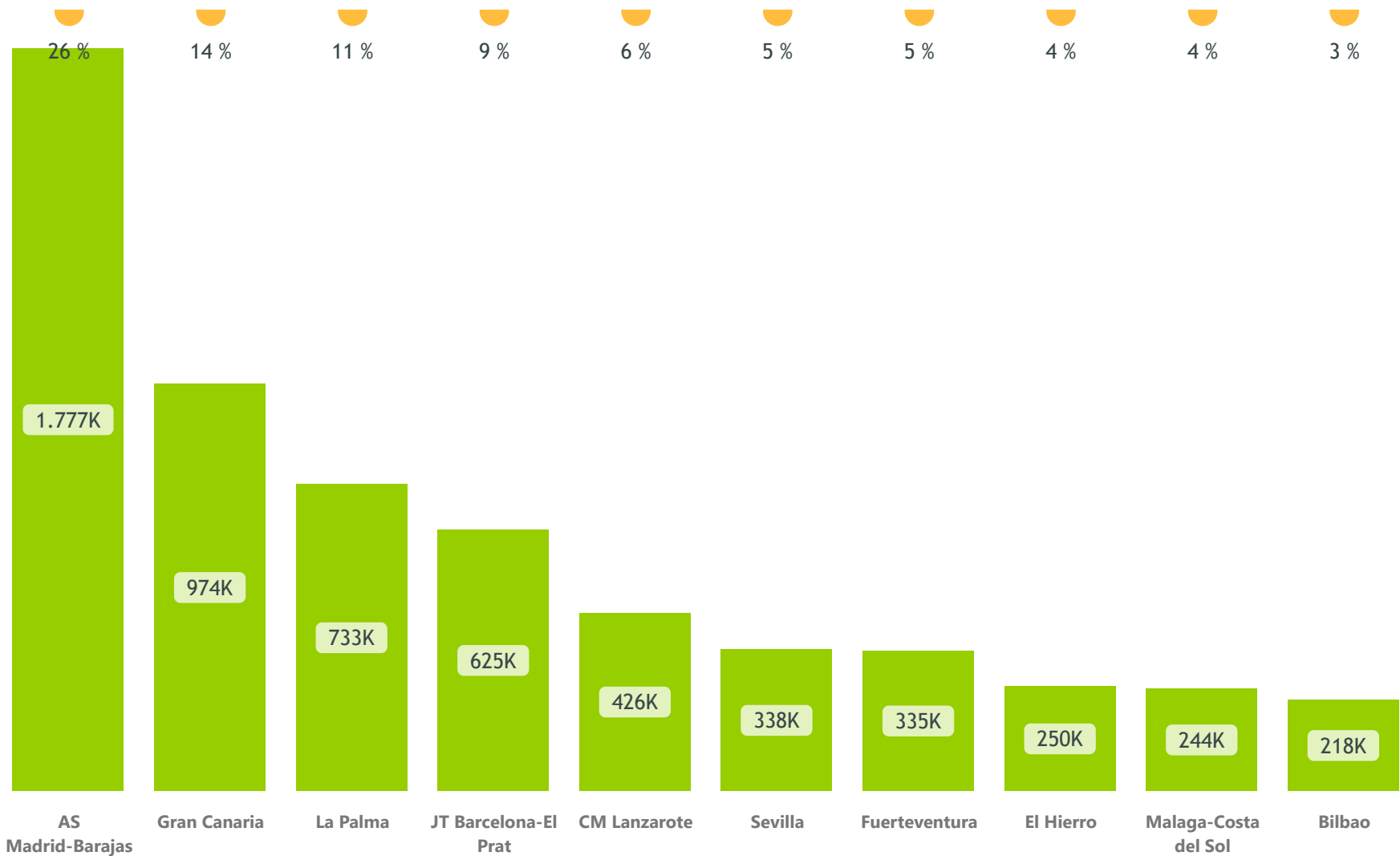


Source:

* + 5,000 pax/year. Aena. Provisional non-audited data 2024 (round trip)

Main destinations *

market share
pax



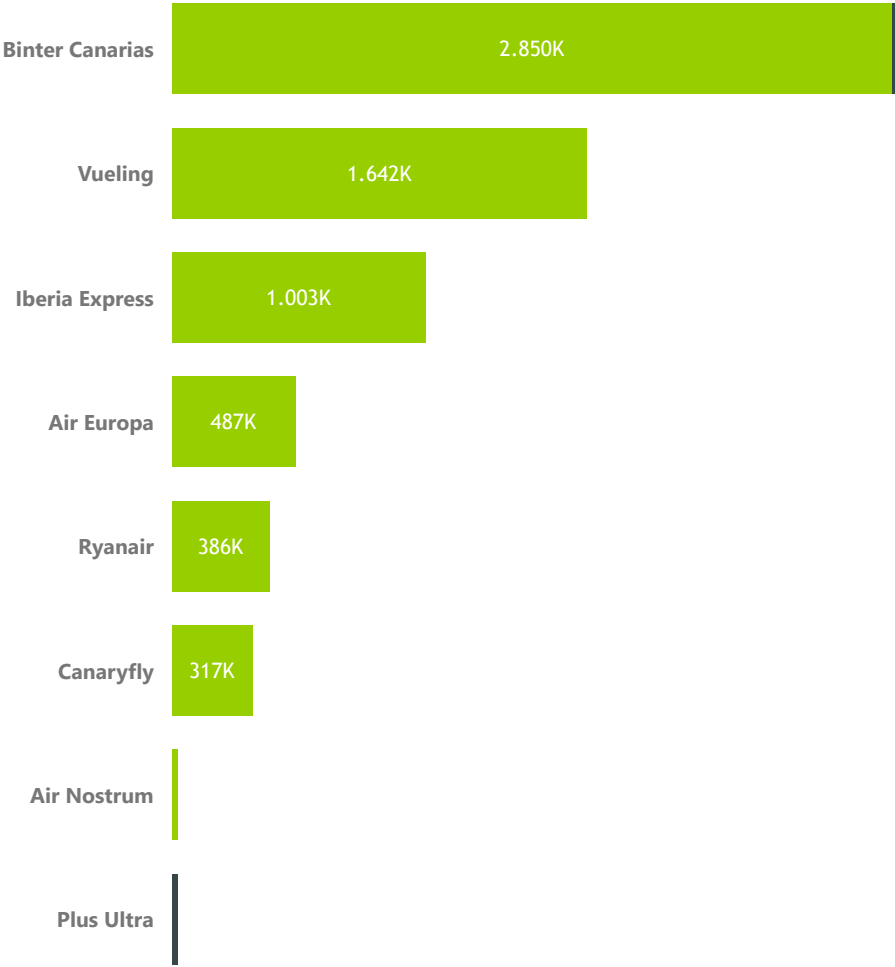
Source:

* + 5,000 pax/year. Aena. Provisional non-audited data 2024 (round trip)



Main airlines *

● Domestic ● International



Airline	Pax	% Var. 24-23	Share	Routes *
Binter Canarias	2.862.867	13 %	42 %	14
Vueling	1.642.063	7 %	24 %	9
Iberia Express	1.002.992	23 %	15 %	3
Air Europa	486.903	-8 %	7 %	2
Ryanair	386.706	-4 %	6 %	6
Canaryfly	316.940	31 %	5 %	5
Air Nostrum	23.777	13 %	0 %	3
Plus Ultra	21.716	19 %	0 %	1

Airlines

8



Charter

0 %

32K

Pax

Source:

* + 5,000 pax/year. Aena. Provisional non-audited data 2024 (round trip)

Route map · Domestic · 2024

Tenerife Norte CL



Pax

6,7M



Share

99,4 %



Destinations

22



Routes

41

- Destination
- New destination

Canary Islands

Source:

Aena. Provisional non-audited data 2024 (round trip)

Destination: airport pair. Route is destination by airline

Destination: +5,000 pax/2024

New destination: +5,000 pax/2024 and -1,000 pax/2023

Route map · Europe · 2024

Tenerife Norte CL



Pax

19K



Share

0,3 %



Destinations

1



Routes

1

Top countries

Destinations

Portugal

1

- Destination
- New destination



Source:

Aena. Provisional non-audited data 2024 (round trip)
Destination: airport pair. Route is destination by airline

Destination: +5,000 pax/2024
New destination: +5,000 pax/2024 and -1,000 pax/2023

Passenger profile

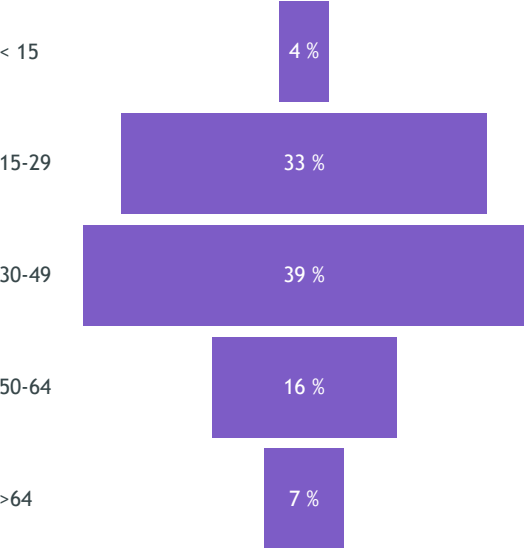
Tenerife Norte CL



Gender



Age



Reason for travelling



22 %
Business



35 %
Holidays



31 %
VFR



11 %
Other

Residence

49% TFN apt. province



46 %
Rest of Spain

5 %
Foreign

Nationality



88 %
Spain

12 %
Foreign

Source:
Aena surveys (sample=1,829)
Data collected from November 23 to 29, 2022
Expansion: Departing commercial passengers in 2023

Summer 25

Terminal capacity (Ope/H)	Arrivals 2 Non Sch	Departures 2 Non Sch	
Terminal capacity (Pax/H)	Canary Region	Arrivals 700	Departures 700
	Non Canary Region	370 Non UE	1,100 540 Non Sch
	Total	1,650 1,400 UE	1,500
Runway capacity	Arrivals 15	Departures 17	Total 30



⇒ Commercial aviation parking stands: 21

⇒ Air bridge: 6

1	A-330	3	CRJ-1000
1	B-737-900	2	C-680
2	B-737-900W	1	Helicop.
9	ATR-72	2	General aviation
1	B-787		
2	A-32B		

⇒ **Code OACI:**
GCXO

⇒ **Code IATA:** TFN

⇒ Altitude (reference point): 633 m

⇒ Reference temperature: 26°C

⇒ Service timetable (UTC):

Operational hours for arrivals:

S: 06:00-22:00; W: 07:00-23:00; PS 1 HR PPR

Operational hours for departures:

S: 05:45-22:00; W: 06:45-23:00; PS 1 HR PPR

During the time period S:05:45-06:00, W:06:45-07:00, only start-up and taxiing will be cleared, with no take-offs being permitted.

⇒ Fire category: 9

Runway:

⇒ 12/30 (3,171 x 45 m)

Source:

AIP Spain (last available)
AECFA (Summer 25)
DORA 2022-2026

Infrastructures & facilities

Tenerife Norte CL



Terminal building



1
Runway
CAT II/III



28
Check-in counters



1 (400 m²)
VIP lounge



Security
personnel



19
Boarding
gates



21
Parking places
6
Boarding airbridges



7 (1,594 m²)
Restaurants and
cafeterias



Arrivals:
S: 06:00-22:00,
W: 07:00-23:00;
PS 1 HR PPR
Departures:
S: 05:45-22:00,
W: 06:45-23:00;
PS 1 HR PPR



6
Baggage reclaim
carousel



1,225
Parking offer



8 (1,136 m²)
Shops and duty
free



Wifi area



Passengers info



Luggage trolleys



Car hire



Banking services



Families



Lost and Found



Luggage services



Accessibility for PMR



Special needs passengers



Medical care



The airport is focused on having the best image possible. Tenerife North Airport **has implemented an Integrated Quality and Environmental Management System, certified according to ISO 9001 and ISO 14001 standards.**



Tenerife North airport is among the 10 best in the world and the best in Spain in the annual ranking of AirHelp Score, the company that specializes in air passenger rights.

The airport got **‘The Voice of the customer’** recognition by **ACI World** in 2021.

Tenerife North Airport was **certified by the Spanish Aviation Agency (AESA), according to EU 139/2014 regulation.**



Yearly **quality surveys** for airlines and passengers are carried out in order to monitor their perception of the airport services.

Our commitment with sustainability

Tenerife Norte CL



AENA and the Sustainable Development Goals



Towards Sustainable Development

 [Climate Action Plan](#)



We guarantee sustainable consumption modalities

We generate a sustainable economic growth

We promote diversity and social inclusion

We strengthen partnerships to achieve sustainable goals

We protect the environment and fight against climate change



FTSE4 Good Index

The analyst FTSE Russell assesses Aena Annually in terms of sustainability, having obtained a 5 out of 5 for its ESG performance in 2024.



Dow Jones Sustainability Index

Aena scored 77 points in the environmental dimension and 72 points in the social dimension (out of 100), with a total score of 69 points, highly above from the industry average (33 points).



UN Global Compact

Aena has adhered to the Global Compact by supporting its ten principles since 2017.



Climate Leaders

Aena made it onto the "Europe's Climate Leaders" 2023 and 2024 list, compiled by the Financial Times.

More significant targets and projects

2026

CARBON NEUTRALITY
with offsetting

CARBON NEUTRAL AIRPORTS  **2026**

2026

Carbon neutral accreditation
Level 4+ in 2026 and Level 5+ in 2030 at the main airports



2030

NET ZERO carbon

NET ZERO CARBON 



Renewable energy

- Photovoltaic plan
- 100% purchase electricity through renewable energy guarantees of origin



Sustainable mobility

- Charging points for electric vehicles
- Eco-cars fleet plan



Climate Action Plan

- It includes appropriate management, monitoring and communication mechanisms

Aena was in 2021 the first company in Spain and one of the first around the world to inform shareholders yearly of its strategy against climate change from its Climate Action Plan.



Incentives and discounts



Business
opportunities

A very diverse programme
of rate incentives for airlines



 [Incentives and discounts](#)



Marketing Support



Marketing

Marketing campaigns
to promote new routes



 [Marketing Support](#)



Thank you



Company committed to the United Nations
Sustainable Development Goals (SDGs)



AGENDA
2030