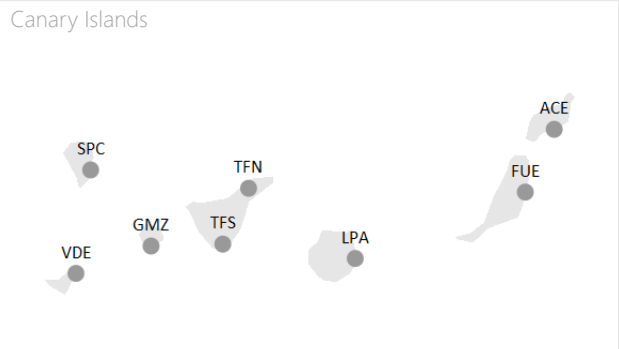


# Reus Airport

## 2023

# Reus



Aena Spanish Airports  
(excluding MCV, QSA, SBO exclusive for GA)

# Highlights 2019 · 2023

Reus



2019

2022

2023



Pax

1,0M

% Var. previous year

0,8 %

912K

% Var. 23-22

14,7 %

1,0M

% Var. 23-19

-0,1 %



Ops

18K

% Var. previous year

4,9 %

20K

% Var. 23-22

2,3 %

21K

% Var. 23-19

16,0 %



Source:


Aena. Provisional non-audited data 2023 (round trip)

# Highlights 2023


Reus



 Avg. pax / week  
**20K**

Avg. ops / week   
**394**

  
Countries \*

**7**  
 Destinations  
22  
Destinations  
2  
New Destinations

  
Airlines \*

**5**

  
Routes \*

**36**  
Domestic  
0  
International  
36

  
Pax profile

**92% holidays**

· Residence ·

4% REU apt. province

2% rest of Spain



94% foreign



Info

· Runway cap. ·

Ops. dep: 12

Ops. arr: 12

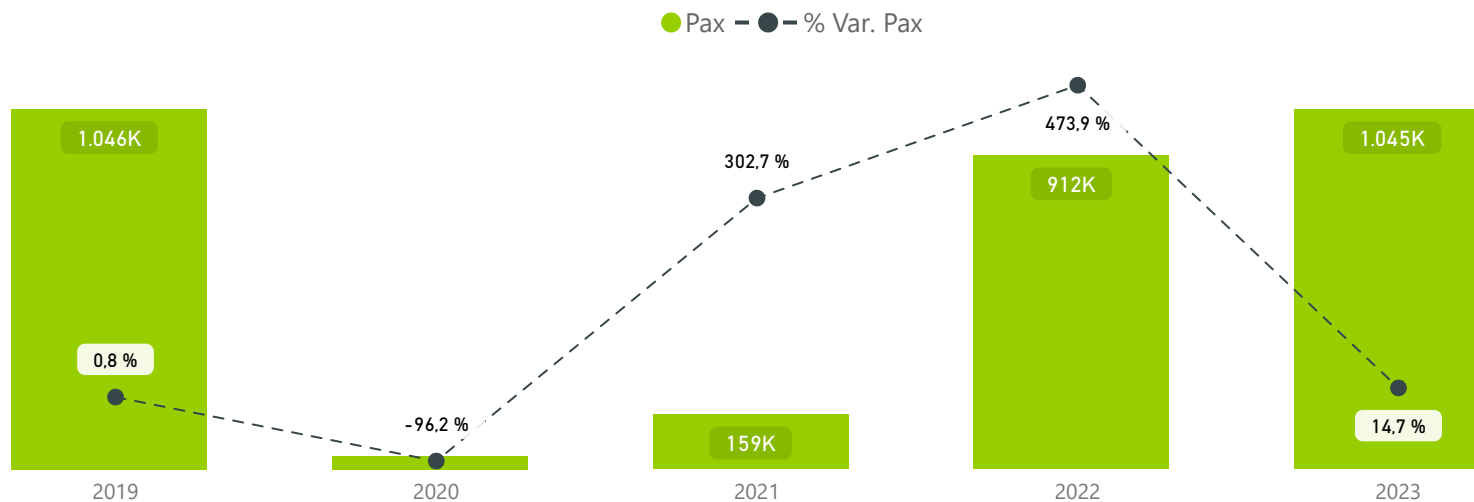
Total ops: 18

Sources:

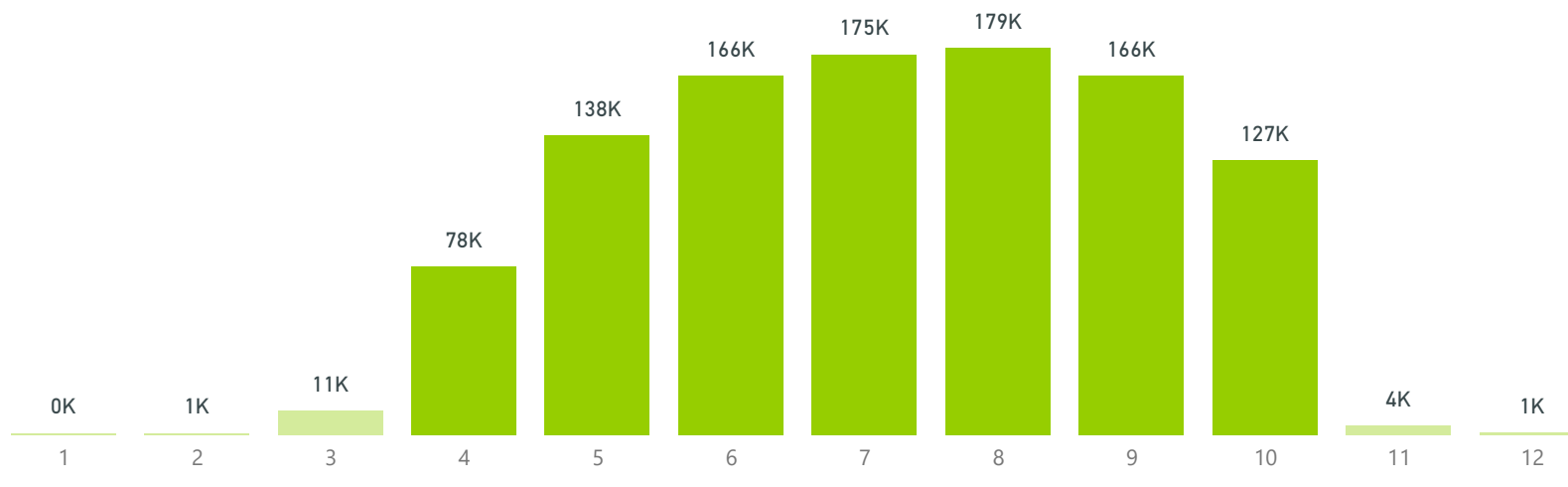
\* + 5,000 pax/year. Aena. Provisional non-audited data 2023 (round trip)

Aena surveys

### Annual traffic evolution



### Monthly traffic evolution · 2023



98 %  
Summer season

Source:

Aena. Provisional non-audited data 2023 (round trip)

# Traffic statistics 2023

Reus




## Traffic distribution

International



Total countries \*


6



99%

1M international pax  
14,5 % Var. 23-22

Domestic

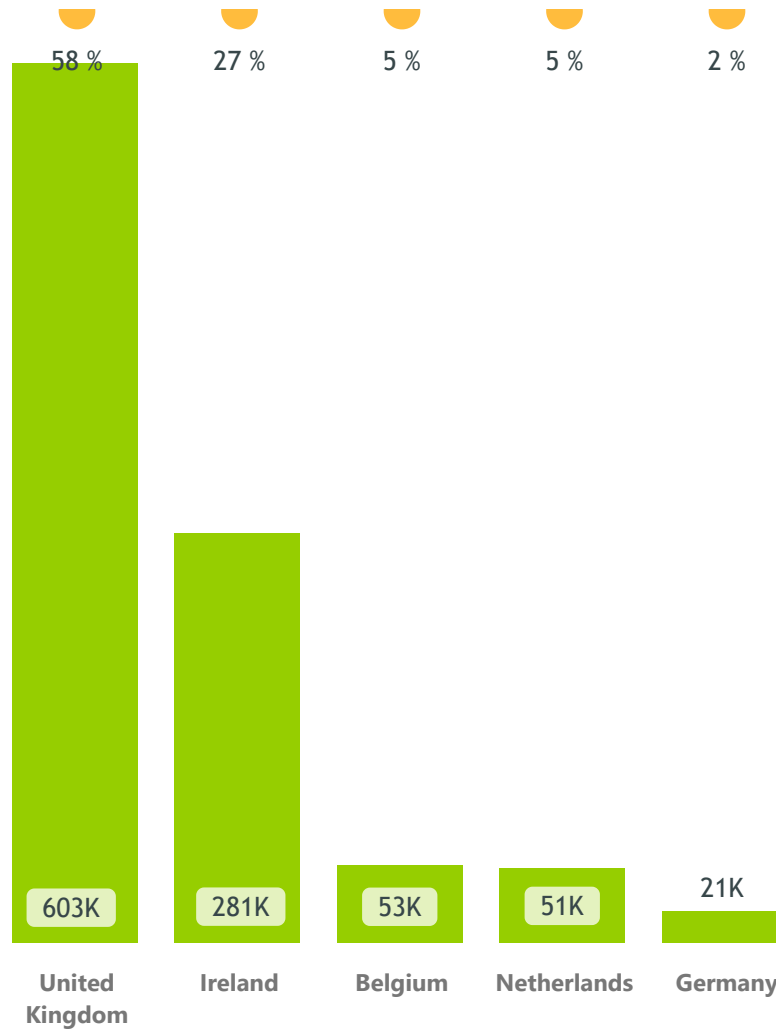


1%

9K domestic pax  
43,1 % Var. 23-22

## Main countries \*

market share  
pax

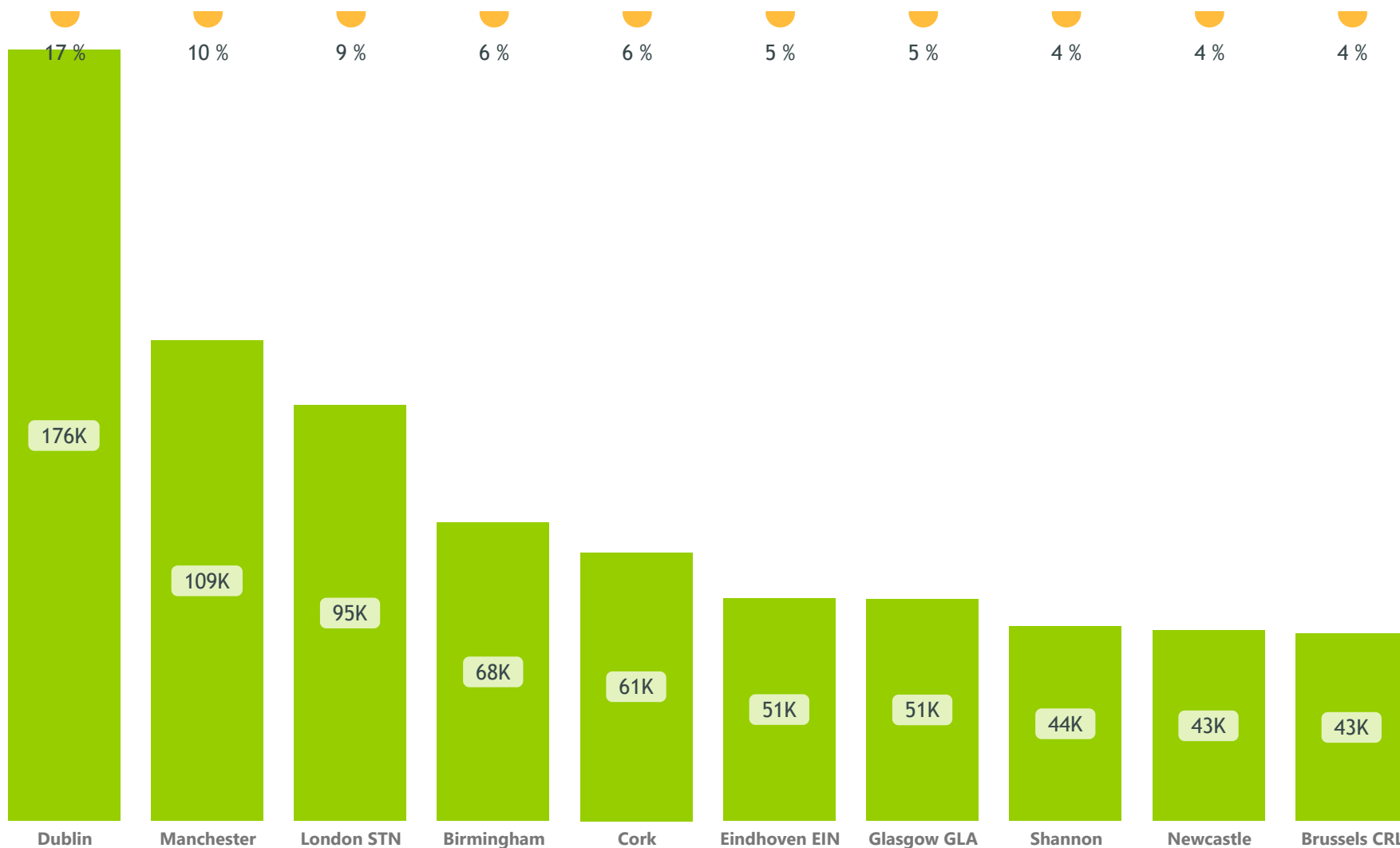


Source:

\* + 5,000 pax/year. Aena. Provisional non-audited data 2023 (round trip)

### Main destinations\*

market share  
pax

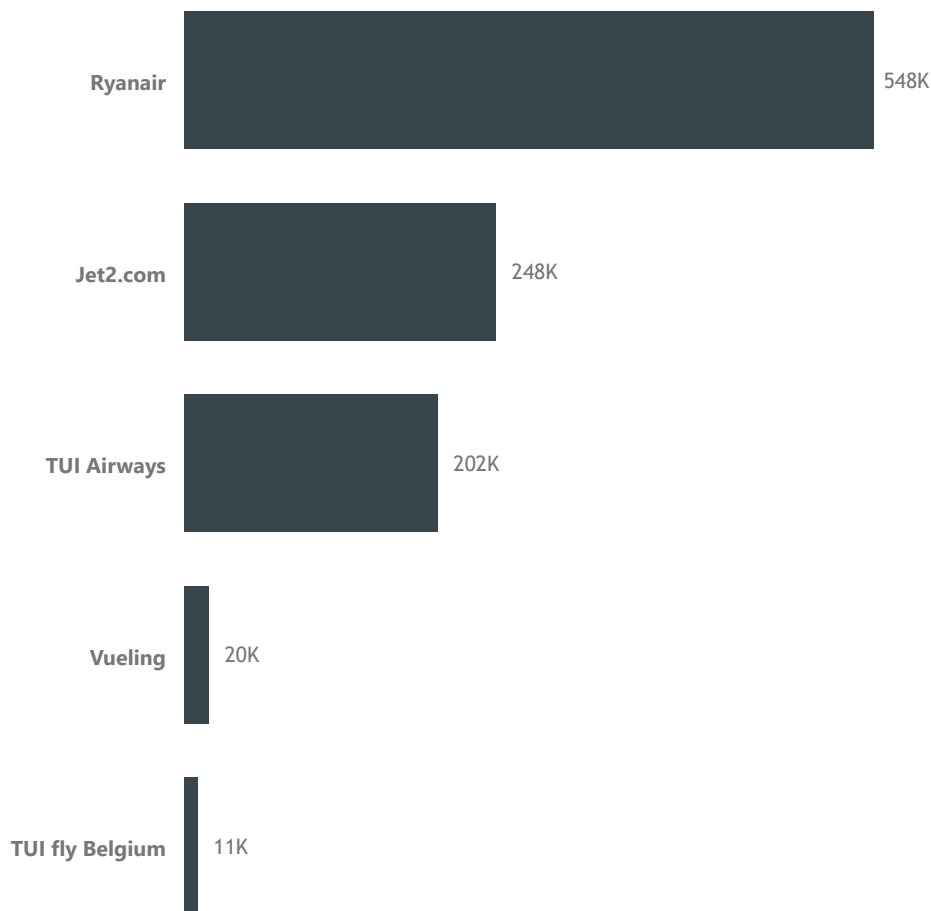


Source:

\* + 5,000 pax/year. Aena. Provisional non-audited data 2023 (round trip)

### Main airlines \*

● International



Airline	Pax	% Var. 23-22	Share	Routes *
Ryanair	548.377	24 %	53 %	12
Jet2.com	248.152	1 %	24 %	10
TUI Airways	201.841	-1 %	19 %	12
Vueling	19.863	2155 %	2 %	1
TUI fly Belgium	10.825	-0 %	1 %	1

Airlines

5



Charter

20 %

211K

Pax

Source:

\* + 5,000 pax/year. Aena. Provisional non-audited data 2023 (round trip)



# Route map · Domestic · 2023

Reus



Pax  
**9K**

- Destination
- New destination



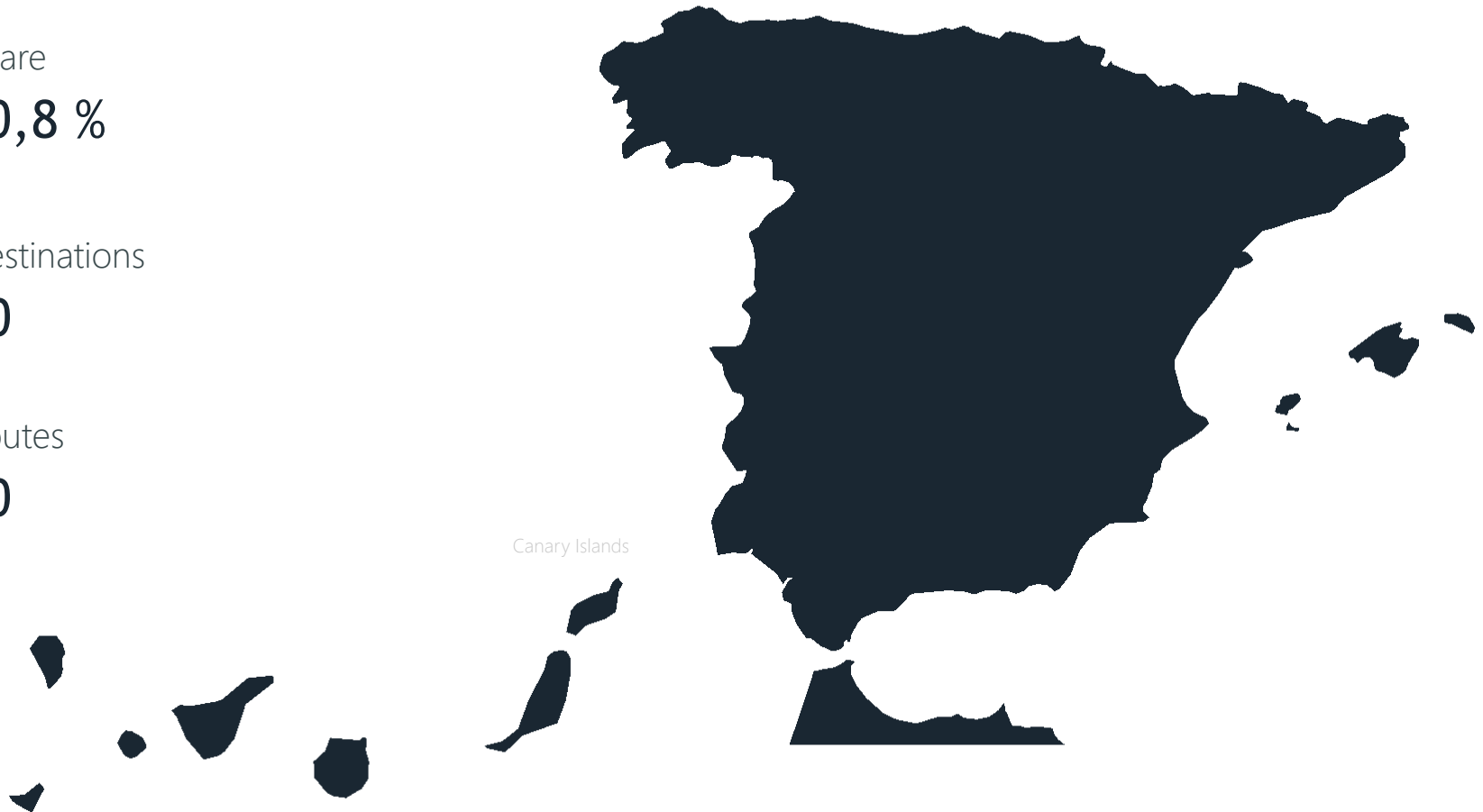
Share  
**0,8 %**



Destinations  
**0**



Routes  
**0**



Source:

Aena. Provisional non-audited data 2023 (round trip)  
Destination: airport pair. Route is destination by airline

Destination: +5,000 pax/2023  
New destination: +5,000 pax/2023 and -1,000 pax/2022

# Route map · Europe · 2023

Reus



Pax

1,0M



Share

99,2 %



Destinations

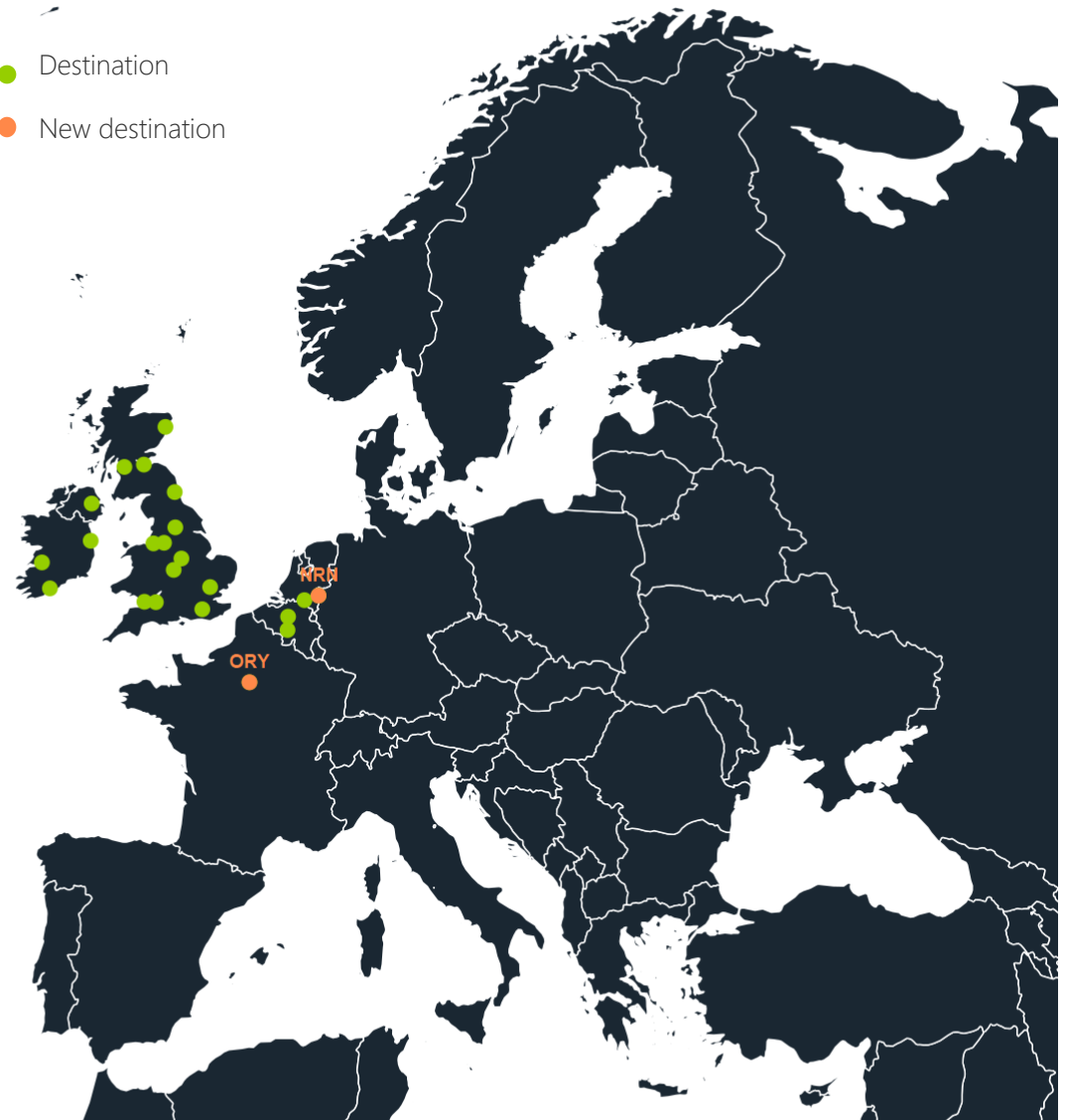
22



Routes

36

- Destination
- New destination



Top countries

Destinations

United Kingdom	14
Ireland	3
Belgium	2
Germany	1
Netherlands	1

Source:

Aena. Provisional non-audited data 2023 (round trip)

Destination: airport pair. Route is destination by airline

Destination: +5,000 pax/2023

New destination: +5,000 pax/2023 and -1,000 pax/2022

# Passenger profile

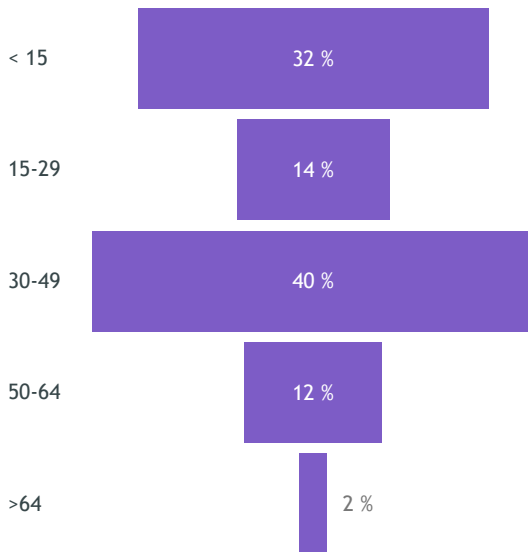
Reus



## Gender



## Age



## Reason for travelling



## Residence

4% REU apt. province



2 % Rest of Spain

94 % Foreign

## Nationality



8 % Spain

92 % Foreign

Source:

Aena surveys (sample=1,260)

Data collected from August 24 to September 1, 2017

Expansion: Departing commercial passengers in 2023

Capacity **2.5 M** passenger

### Summer 24

Terminal capacity		Arrivals	Departures	
Pax/H		1,400	1,300	
Runway capacity		Arrivals	Departures	Total
Ope/H		12	12	18



⇒ **Commercial aviation parking stands: 11**

10 (8)	B-757-200
1	B-767-300
6	General aviation

Note.- ( ) It appears in brackets the declared capacities that will be reduced or modified as a result of the execution of works during the season.

⇒ **Code OACI: LERS**

⇒ **Code IATA: REU**

⇒ Altitude (reference point): 71 m

⇒ Reference temperature: 29°C

⇒ Service timetable (UTC):

S: 06:00-22:00 (PS1 HR PPR)

W: 07:00-21:00 (PS1 HR PPR)

⇒ Fire category: 7

#### Runway:

⇒ 07/25 (2,459 x 45 m)

Source:

AIP Spain (last available)  
AECFA (Summer 24)  
DORA 2022-2026

# Infrastructures & facilities

Reus



Terminal building



1  
Runway  
CAT I



23  
Check-in counters  
1  
Special luggage  
counters



3 (720 m<sup>2</sup>)  
Restaurants and  
cafeterias



Security  
personnel



9  
Boarding  
gates



12  
Parking places



2 (316 m<sup>2</sup>)  
Shop and duty  
free



S: 06:00-22:00  
PS1 HR PPR  
W: 07:00-21:00  
PS1 HR PPR



3  
Baggage reclaim  
carousel



1,223  
Parking offer



Wifi area



Luggage trolleys



Car hire



Lost and Found



Banking services



Accessibility for PMR

# Quality, environment & awards

Reus



The airport aims to provide the best possible image. Reus Airport has implemented an **Integrated Quality and Environmental Management System**, certified according to **ISO 9001, ISO 14001** and **ISO 50001** standards.



The airport was named **Best Airport by Size and Region (under 2 million passengers in Europe)** at the ASQ (Airport Service Quality) Awards given by the Airports Council International (ACI) in 2022 and 2023.

The airport was awarded with **Easiest Airport Journey** at the ASQ (Airport Service Quality) Awards given by the Airports Council International (ACI) in 2023.

Reus Airport was awarded with **Best Hygiene Measures by Region (Europe)** at the ASQ (Airport Service Quality) Awards given by the **Airports Council International (ACI)** in 2021.



The airport got **‘The Voice of the customer’** recognition by **ACI World** in 2021.

Reus Airport was **certified by the Spanish Aviation Agency (AESA), according to EU 139/2014 regulation.**

As part of the environmental initiatives that Reus Airport is implementing, it uses renewable energy facilities such as an innovative geothermal plant which contributes to reduce emissions of CO<sub>2</sub>.



Yearly **quality surveys** for airlines and passengers are carried out in order to monitor their perception of the airport services.

# Our commitment with sustainability

Reus



## AENA and the Sustainable Development Goals



Towards Sustainable Development

[Climate Action Plan](#)



We guarantee sustainable consumption modalities

We generate a sustainable economic growth

We promote diversity and social inclusion

We strengthen partnerships to achieve sustainable goals

We protect the environment and fight against climate change



Member of  
**Dow Jones Sustainability Indices**  
Powered by the S&P Global CSA



### FTSE4 Good Index

The analyst FTSE Russell assesses Aena Annually in terms of sustainability, having obtained a 5 out of 5 for its ESG performance in 2023.

### Dow Jones Sustainability Index

Aena scored 75 points in the environmental category and 72 points in the social category (out of 100), making it the fourth most sustainable company globally in the transportation and infrastructure sector.

### UN Global Compact

Aena has adhered to the Global Compact by supporting its ten principles since 2017.

### Climate Leaders

Aena made it onto the "Europe's Climate Leaders 2023" list, compiled by the Financial Times, securing the top spot in Spain's transportation sector.



## More significant targets and projects

2026

**CARBON NEUTRALITY**  
with offsetting



2026

**Carbon neutral accreditation**  
Level 4+ in 2026 and Level 5+ in 2030 at the main airports



2030

**NET ZERO carbon**



### Renewable energy

- Photovoltaic plan
- 100% purchase electricity through renewable energy guarantees of origin



### Sustainable mobility

- Charging points for electric vehicles
- Eco-cars fleet plan



### Climate Action Plan

- It includes appropriate management, monitoring and communication mechanisms

Aena was in 2021 the first company in Spain and one of the first around the world to inform shareholders yearly of its strategy against climate change from its Climate Action Plan.



# Incentives & marketing support

Reus



## Incentives and discounts



Business opportunities

A very diverse programme of rate incentives for airlines



 [Incentives and discounts](#)



## Marketing Support



Marketing

Marketing campaigns to promote new routes



 [Marketing Support](#)





# Thank you



Company committed to the United Nations Sustainable Development Goals (SDGs)



AGENDA  
**2030**