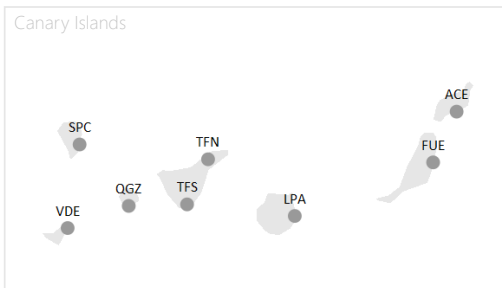


Vigo Airport

2023

Vigo



Aena Spanish Airports
(excluding MCV, QSA, SBO exclusive for GA)

Highlights 2019 · 2023

Vigo



2019

2022

2023



1,0M

953K

1,1M

% Var. previous year

% Var. 23-22

% Var. 23-19

-10,4 %

19,2 %

12,2 %



12K

14K

15K

% Var. previous year


% Var. 23-22

% Var. 23-19

-8,0 %

8,0 %

29,0 %



541K

690K

807K

% Var. previous year

% Var. 23-22

% Var. 23-19

-49,0 %

17,0 %

49,1 %

Source:

Aena. Provisional non-audited data 2023 (round trip)

* Kilograms

Highlights 2023

Vigo



 Avg. pax / week
21,8K

Avg. ops / week 
286


Countries *

2
Destinations
7
Destinations
1
New Destinations


Airlines *


7


Routes *

12
Domestic
11
International
1


Pax profile

18% business

· Residence ·
38% VGO apt. province
46% rest of Spain 
16% foreign 



Info

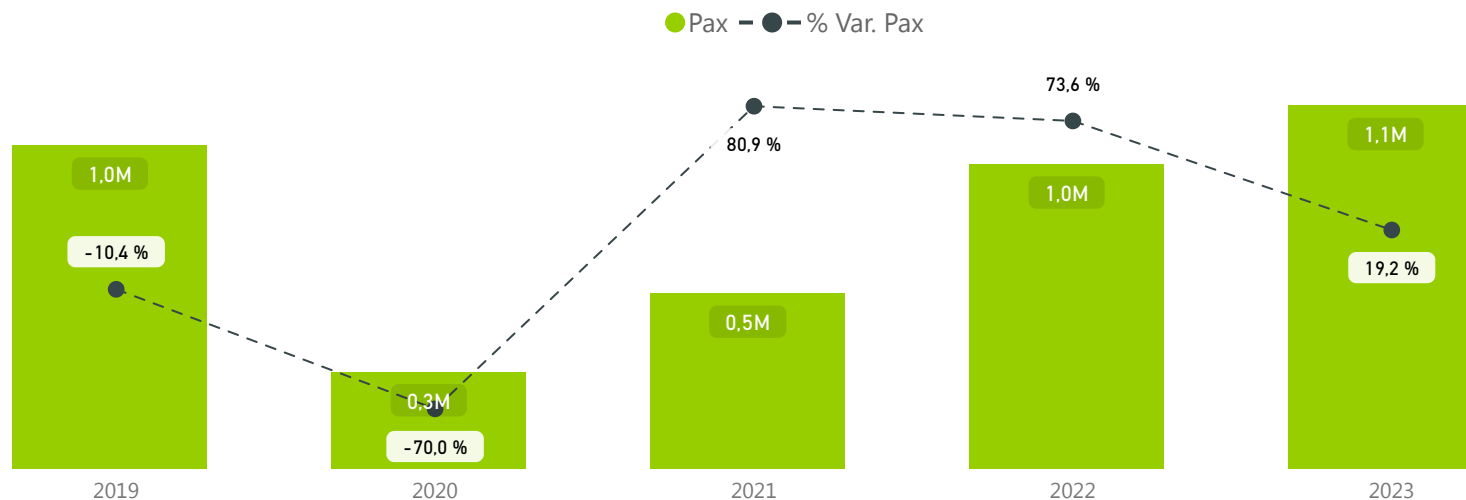
· Runway cap. ·
Ops. dep: 7
Ops. arr: 7
Total ops: 12

Source:

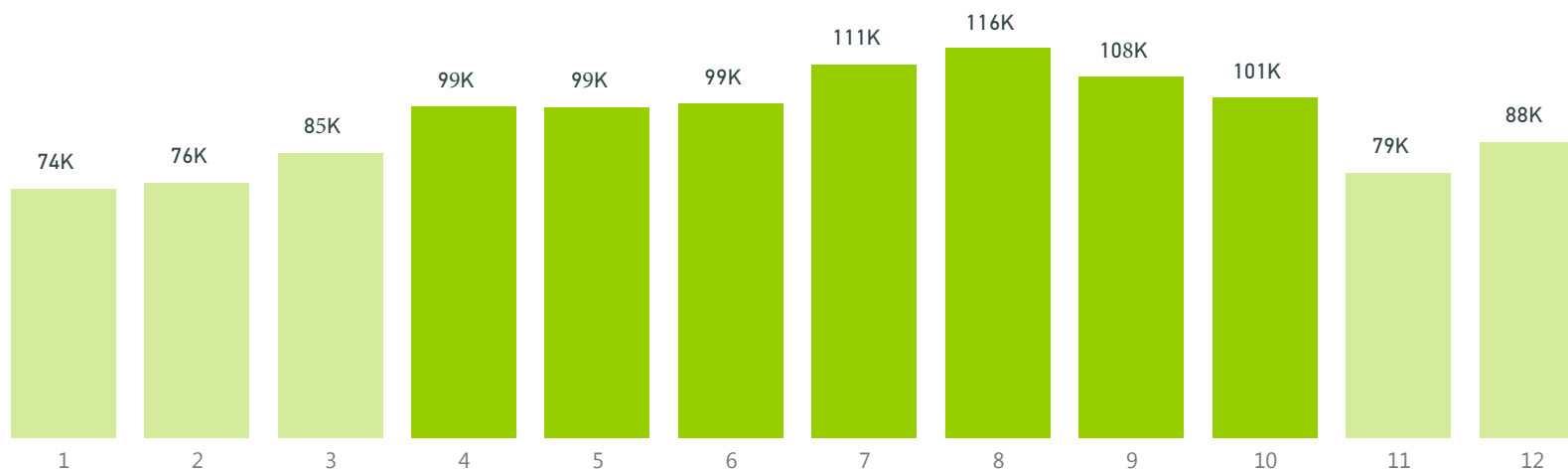
* + 5,000 pax/year. Aena. Provisional non-audited data 2023 (round trip)

Aena surveys

Annual traffic evolution



Monthly traffic evolution · 2023



65 %
Summer season

Source:
Aena. Provisional non-audited data 2023 (round trip)

Traffic statistics 2023

Vigo




Traffic distribution

International



Total countries *


1



3%

39K international pax
1485,4 % Var. 23-22

Domestic



97%

1,1M domestic pax
15,4 % Var. 23-22

Main countries *

market share
pax



Source:

* + 5,000 pax/year. Aena. Provisional non-audited data 2023 (round trip)

Main destinations*

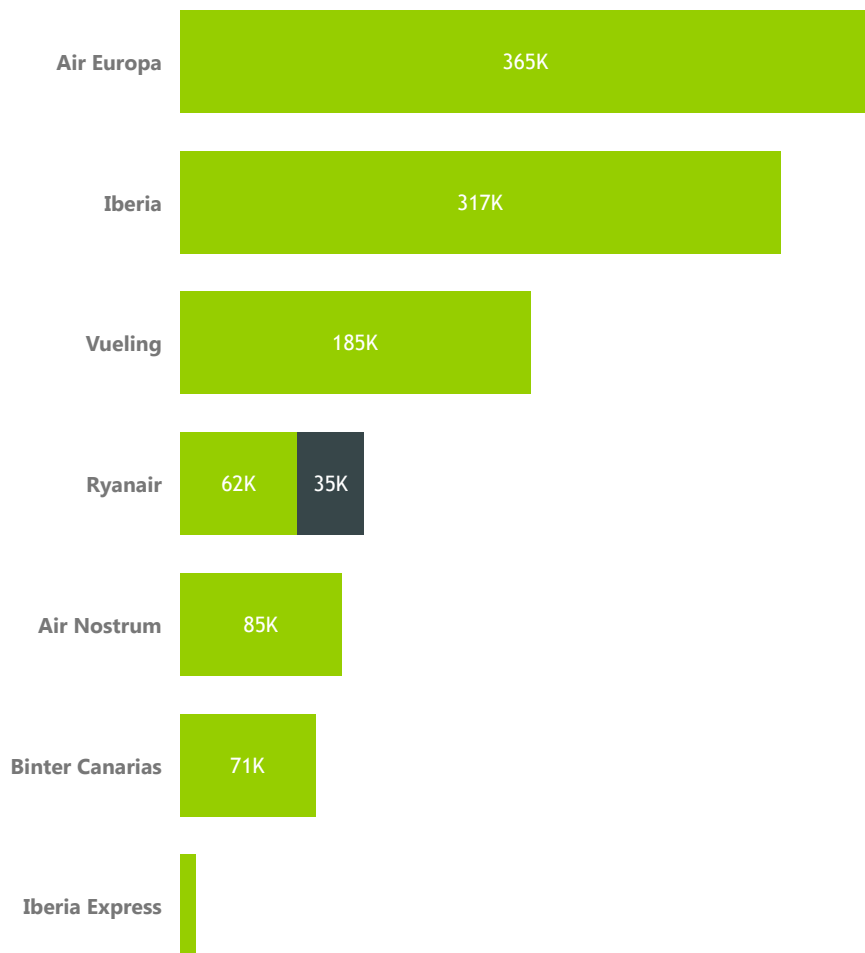
market share
pax



Source:
* + 5,000 pax/year. Aena. Provisional non-audited data 2023 (round trip)

Main airlines *

● Domestic ● International



Airline	Pax	% Var. 23-22	Share	Routes *
Air Europa	364.646	51 %	32 %	1
Iberia	316.764	10 %	28 %	1
Vueling	184.845	-2 %	16 %	1
Ryanair	97.293	49 %	9 %	2
Air Nostrum	85.350	-11 %	8 %	4
Binter Canarias	71.305	17 %	6 %	2
Iberia Express	8.375	11 %	1 %	1

Airlines

7



Charter

1 %

10K
Pax

Source:

* + 5,000 pax/year. Aena. Provisional non-audited data 2023 (round trip)

Route map · Domestic · 2023

Vigo



Pax

1,1M

- Destination
- New destination



Share

96,6 %



Destinations

6



Routes

11

Canary Islands



Source:

Aena. Provisional non-audited data 2023 (round trip)

Destination: airport pair. Route is destination by airline

Destination: +5,000 pax/2023

New destination: +5,000 pax/2023 and -1,000 pax/2022

Route map · Europe · 2023

Vigo



Pax
38K

- Destination
- New destination



Share
3,3 %



Destinations
1



Routes
1

Top countries

Destinations

United Kingdom

1



Source:

Aena. Provisional non-audited data 2023 (round trip)

Destination: airport pair. Route is destination by airline

Destination: +5,000 pax/2023

New destination: +5,000 pax/2023 and -1,000 pax/2022

Passenger profile

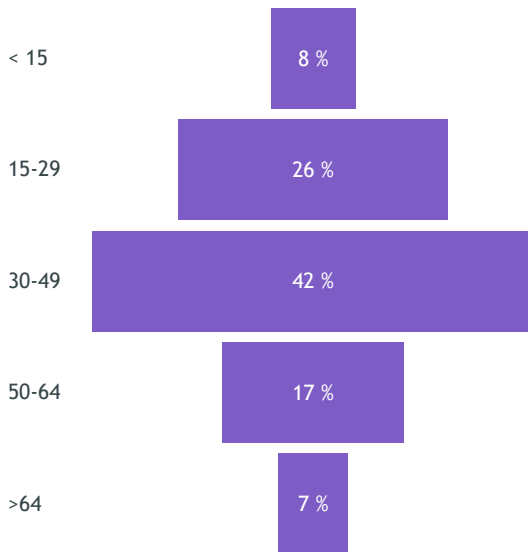
Vigo



Gender



Age



Reason for travelling



Residence

38% VGO apt. province



46 % Rest of Spain

16 % Foreign

Nationality



83 % Spain

17 % Foreign

Source:

Aena surveys (sample=1,269)

Data collected from July 20 to 26, 2023

Expansion: Departing commercial passengers in 2023

Capacity **2,1 M** passenger

Summer 24

Terminal capacity	Pax/H	Arrivals	Departures	
		840	840	
Runway capacity	Ope/H	Arrivals	Departures	Total
		7	7	12



- ⇒ Altitude (reference point): 261 m
- ⇒ Reference temperature: 25°C
- ⇒ Service timetable (UTC):
S: 04:30-22:30
W: 05:30-23:30
PS 2 HR 30 MIN PPR
- ⇒ Fire category: 7 (can be upgraded to 8, 9 if requested)

⇒ **Code OACI: LEVX**
⇒ **Code IATA: VGO**

Runway:

⇒ 01/19 (2,385 x 45 m)

⇒ **Commercial aviation parking stands: 9**

⇒ **Air bridges: 4**

- 1 A-320
- 4 A-321
- 3 B-737-800
- 1 B-767-300
- 2 Helicop. S-76
- 3 General aviation

Source:

AIP Spain (last available)
AECFA (Summer 24)
DORA 2022-2026

Infrastructures & facilities

Vigo



Terminal building



1
Runway
CAT IIIB



15
Check-in counters



1 (265 m²)
VIP lounge



Security
personnel



10
Boarding
gates



9
Parking places
4
Boarding airbridges



3 (787 m²)
Restaurants and
cafeterias



S: 04:30-22:30
W: 05:30-23:30
PS 2 HR 30 MIN PPR



3
Baggage reclaim
carousel



1,998
Parking offer



2 (132 m²)
Shop and duty
free



Wifi area



Passengers info



Luggage trolleys



Car hire



Tax refunds



Banking services



Lost and Found



Luggage services



Accessibility for PMR



Special needs passengers




Families



Vending machines



The airport is focused on having the best image possible. Vigo Airport **has implemented an Integrated Quality and Environmental Management System, certified according to ISO 9001 and ISO 14001 standards.**



Vigo Airport was **certified by the Spanish Aviation Agency (AESA), according to EU 139/2014 regulation.**

The airport got **‘The Voice of the customer’** recognition by **ACI World** in 2021.



As part of the environmental initiatives that Vigo Airport is implementing, it has acquired photovoltaic modules.



Yearly **quality surveys** for airlines and passengers are carried out in order to monitor their perception of the airport services.

Our commitment with sustainability

Vigo



AENA and the Sustainable Development Goals



Towards Sustainable Development

[Climate Action Plan](#)



We guarantee sustainable consumption modalities

We generate a sustainable economic growth

We promote diversity and social inclusion

We strengthen partnerships to achieve sustainable goals

We protect the environment and fight against climate change



FTSE4Good

Member of
Dow Jones Sustainability Indices

Powered by the S&P Global CSA



FTSE4 Good Index

The analyst FTSE Russell assesses Aena Annually in terms of sustainability, having obtained a 5 out of 5 for its ESG performance in 2023.

Dow Jones Sustainability Index

Aena scored 75 points in the environmental category and 72 points in the social category (out of 100), making it the fourth most sustainable company globally in the transportation and infrastructure sector.

UN Global Compact

Aena has adhered to the Global Compact by supporting its ten principles since 2017.

Climate Leaders

Aena made it onto the "Europe's Climate Leaders 2023" list, compiled by the Financial Times, securing the top spot in Spain's transportation sector.



More significant targets and projects

2026

CARBON NEUTRALITY
with offsetting

CARBON NEUTRAL AIRPORTS **2026**

2026

Carbon neutral accreditation Level 4+ in 2026 and Level 5+ in 2030 at the main airports



2030

NET ZERO carbon

NET ZERO CARBON



Renewable energy

- Photovoltaic plan
- 100% purchase electricity through renewable energy guarantees of origin



Sustainable mobility

- Charging points for electric vehicles
- Eco-cars fleet plan



Climate Action Plan

- It includes appropriate management, monitoring and communication mechanisms

Aena was in 2021 the first company in Spain and one of the first around the world to inform shareholders yearly of its strategy against climate change from its Climate Action Plan.



Incentives and discounts



Business opportunities

A very diverse programme of rate incentives for airlines



 [Incentives and discounts](#)



Marketing Support



Marketing

Marketing campaigns to promote new routes



 [Marketing Support](#)



Thank you



Company committed to the United Nations Sustainable Development Goals (SDGs)



AGENDA
2030