


Tenerife North CL Airport

2023

Tenerife North CL



Aena Spanish Airports
(excluding MCV, QSA, SBO exclusive for GA)

Highlights 2019 · 2023

Tenerife North CL



2019

2022

2023



Pax

5,8M

% Var. previous year

6,3 %

5,6M

% Var. 23-22

10,0 %

6,1M

% Var. 23-19

4,8 %



Ops

75K

% Var. previous year

2,9 %

69K

% Var. 23-22

9,0 %

75K

% Var. 23-19

-0,3 %



Cargo*

12,6M

% Var. previous year

-0,7 %

13,2M

% Var. 23-22

-12,2 %

11,6M

% Var. 23-19

-8,2 %

Source:

Aena. Provisional non-audited data 2023 (round trip)

* Kilograms

Highlights 2023

Tenerife North CL



 Avg. pax / week

117,7K

Avg. ops / week 

1.446



Countries *

3



Destinations

25



Airlines *

9



Routes *

44

Domestic

41

International

3



Pax profile

22% business

· Residence ·

49% TFN apt. province

46% rest of Spain 

5% foreign 



Info

· Runway cap. ·

Ops. dep: 15

Ops. arr: 17

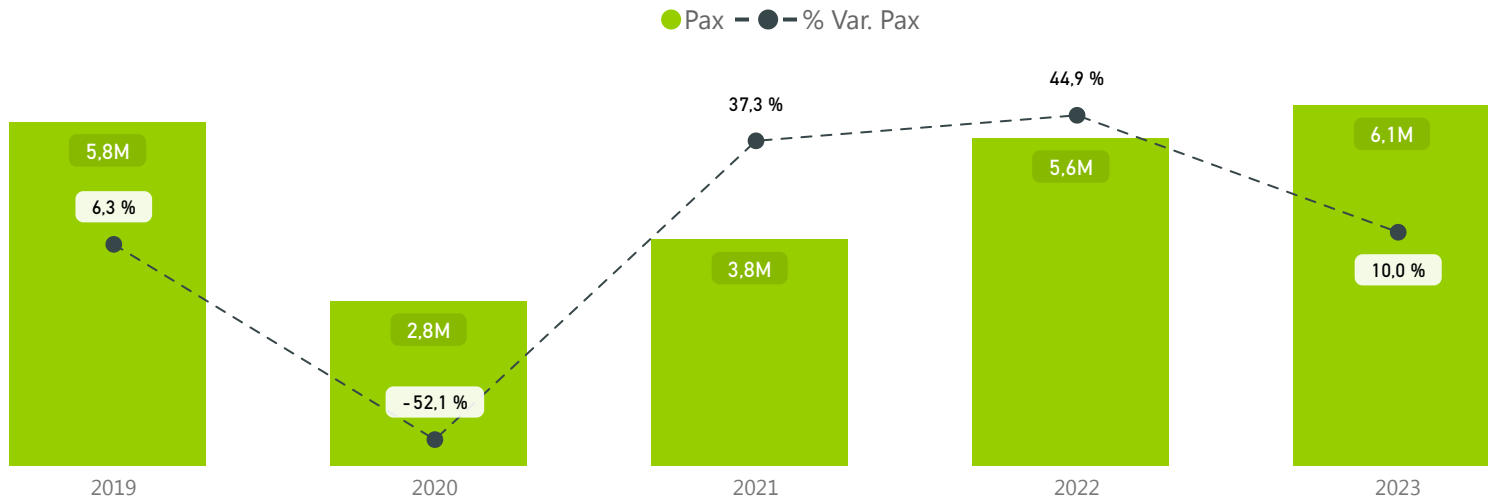
Total ops: 30

Source:

* + 5,000 pax/year. Aena. Provisional non-audited data 2023 (round trip)

Aena surveys

Annual traffic evolution



Monthly traffic evolution · 2023



61 %
Summer season

Traffic statistics 2023

Tenerife North CL




Traffic distribution

International



Total countries *


2



1%

60K international pax
14,0 % Var. 23-22

Domestic




99%

6,1M domestic pax
9,9 % Var. 23-22

Main countries *

market share
pax



6,1M

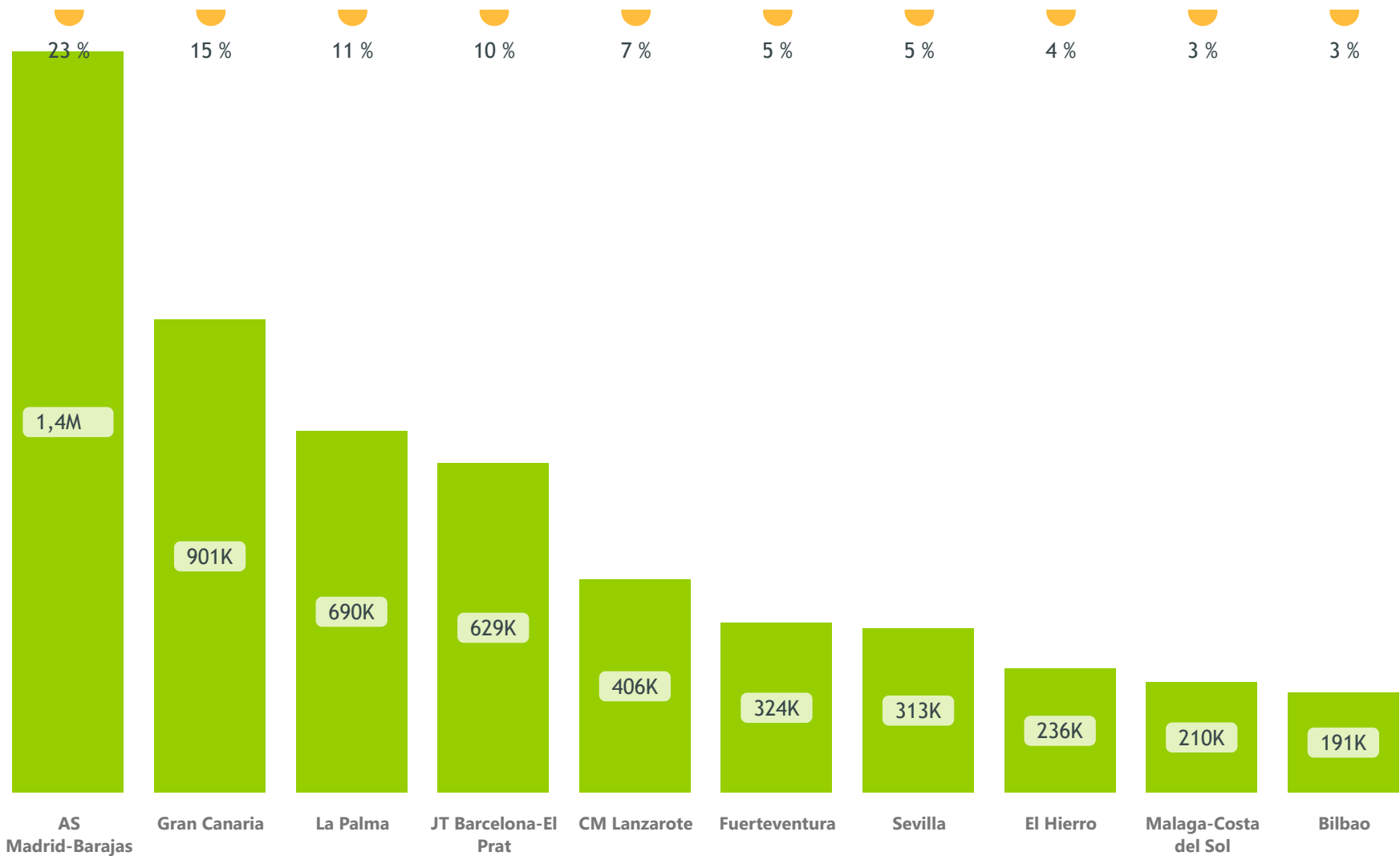
Spain

Source:

* + 5,000 pax/year. Aena. Provisional non-audited data 2023 (round trip)

Main destinations *

market share
pax

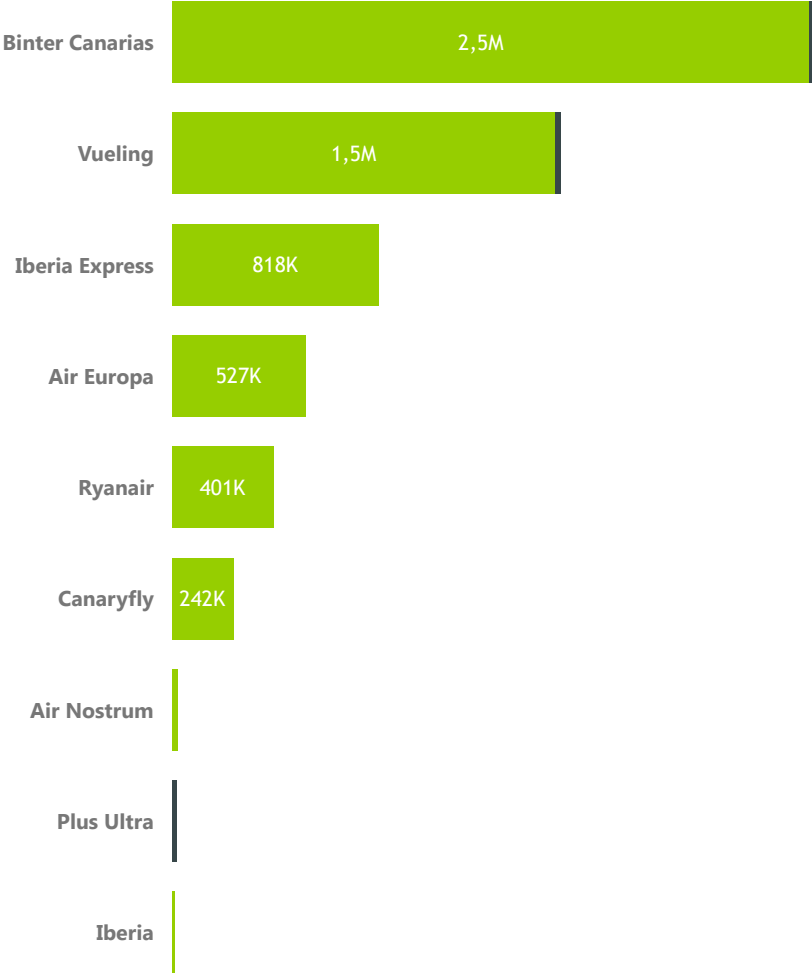


Source:

* + 5,000 pax/year. Aena. Provisional non-audited data 2023 (round trip)

Main airlines *

● Domestic ● International



Airline	Pax	% Var. 23-22	Share	Routes *
Binter Canarias	2.534.814	9 %	41 %	13
Vueling	1.537.996	10 %	25 %	11
Iberia Express	818.397	16 %	13 %	3
Air Europa	527.348	8 %	9 %	2
Ryanair	401.236	8 %	7 %	6
Canaryfly	241.632	16 %	4 %	5
Air Nostrum	21.095	6 %	0 %	2
Plus Ultra	18.315	>1000 %	0 %	1
Iberia	11.751	-66 %	0 %	1

Airlines

9



Charter

0,3 %

17K

Pax

Source:

* + 5,000 pax/year. Aena. Provisional non-audited data 2023 (round trip)

Route map · Domestic · 2023

Tenerife North CL



Pax

6,1M



Share

99,0 %



Destinations

22



Routes

41

- Destination
- New destination

Canary Islands

Source:

Aena. Provisional non-audited data 2023 (round trip)

Destination: airport pair. Route is destination by airline

Destination: +5,000 pax/2023

New destination: +5,000 pax/2023 and -1,000 pax/2022

Route map · Europe · 2023

Tenerife North CL



Pax
40K



Share
0,7 %



Destinations
2



Routes
2

Top countries

Destinations

Portugal

2

- Destination
- New destination



Source:

Aena. Provisional non-audited data 2023 (round trip)

Destination: airport pair. Route is destination by airline

Destination: +5,000 pax/2023

New destination: +5,000 pax/2023 and -1,000 pax/2022

Passenger profile

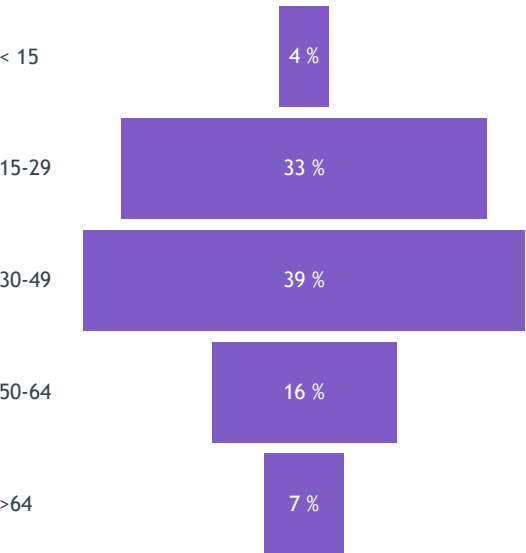
Tenerife North CL



Gender



Age



Reason for travelling



22 %
Business



35 %
Holidays



31 %
VFR



12 %
Other

Residence

49% TFN apt. province



46 %
Rest of Spain

5 %
Foreign

Nationality



87 %
Spain

13 %
Foreign

Source:

Aena surveys (sample=1,829)

Data collected from November 25 to 30, 2022

Expansion: Departing commercial passengers in 2023

Capacity **6.5 M** passenger

Summer 24

Terminal capacity (Ope/H)	Arrivals	Departures	
	2 Non Sch	2 Non Sch	
Terminal capacity (Pax/H)	Canary Region	Arrivals 700	Departures 700
	Non Canary Region	370 Non UE	1,100 540 Non Sch
	Total	1,650	1,500
		1,400 UE	
Runway capacity	Arrivals	Departures	Total
	15	17	30



⇒ Commercial aviation parking stands: 21

⇒ Air bridge: 6

1	A-330	3	CRJ-1000
1	B-737-900	2	C-680
2	B-737-900W	1	Helicop.
9	ATR-72	2	General aviation
1	B-787		
2	A-32B		

⇒ **Code OACI: GCXO**

⇒ **Code IATA: TFN**

⇒ Altitude (reference point): 633 m

⇒ Reference temperature: 26°C

⇒ Service timetable (UTC):

S 06:00-22:00 (PS 1 HR PPR)

W 07:00-23:00 (PS 1 HR PPR)

⇒ Fire category: 9

Runway:

⇒ 12/30 (3,171 x 45 m)

Source:

AIP Spain (last available)
AECFA (Summer 24)
DORA 2022-2026

Infrastructures & facilities

Tenerife North CL



Terminal building



1
Runway
CAT II/III



28
Check-in counters



1 (400 m²)
VIP lounge



Security
personnel



18
Boarding
gates



19
Parking places
6
Boarding airbridges



7 (1,594 m²)
Restaurants and
cafeterias



S: 06:00-22:00
PS 1 HR PPR
W: 07:00-23:00
PS 1 HR PPR



6
Baggage reclaim
carousel



1,225
Parking offer



8 (1,136 m²)
Shops and duty
free



Wifi area



Passengers info



Luggage trolleys



Car hire



Banking services



Families



Lost and Found



Luggage services



Accessibility for PMR



Special needs passengers



Medical care



The airport is focused on having the best image possible. Tenerife North Airport **has implemented an Integrated Quality and Environmental Management System, certified according to ISO 9001 and ISO 14001 standards.**



Tenerife North airport is among the 10 best in the world and the best in Spain in the annual ranking of AirHelp Score, the company that specializes in air passenger rights.

The airport got **‘The Voice of the customer’** recognition by **ACI World** in 2021.

Tenerife North Airport was **certified by the Spanish Aviation Agency (AESA), according to EU 139/2014 regulation.**



Yearly **quality surveys** for airlines and passengers are carried out in order to monitor their perception of the airport services.

Our commitment with sustainability

Tenerife North CL



AENA and the Sustainable Development Goals



Towards Sustainable Development

We guarantee sustainable consumption modalities

We generate a sustainable economic growth

We promote diversity and social inclusion

We strengthen partnerships to achieve sustainable goals

We protect the environment and fight against climate change

 [Climate Action Plan](#)



More significant targets and projects

2026

CARBON NEUTRALITY
with offsetting

CARBON NEUTRAL
AIRPORTS  **2026**

2026

Carbon neutral accreditation
Level 4+ in 2026 and Level 5+ in 2030 at the main airports



2030

NET ZERO
carbon

NET ZERO 
CARBON



Renewable energy

- Photovoltaic plan
- 100% purchase electricity through renewable energy guarantees of origin



Sustainable mobility

- Charging points for electric vehicles
- Eco-cars fleet plan



Climate Action Plan

- It includes appropriate management, monitoring and communication mechanisms



Member of
Dow Jones Sustainability Indices
Powered by the S&P Global CSA

FTSE4 Good Index

The analyst FTSE Russell assesses Aena Annually in terms of sustainability, having obtained a 5 out of 5 for its ESG performance in 2023.



UN Global Compact

Aena has adhered to the Global Compact by supporting its ten principles since 2017.



Climate Leaders

Aena made it onto the "Europe's Climate Leaders 2023" list, compiled by the Financial Times, securing the top spot in Spain's transportation sector.

Aena was in 2021 the first company in Spain and one of the first around the world to inform shareholders yearly of its strategy against climate change from its Climate Action Plan.



Incentives and discounts



Business
opportunities

A very diverse programme
of rate incentives for airlines



 [Incentives and discounts](#)



Marketing Support



Marketing

Marketing campaigns
to promote new routes



 [Marketing Support](#)



Thank you



Company committed to the United Nations
Sustainable Development Goals (SDGs)



**airports
for you** 

**AGENDA
2030**