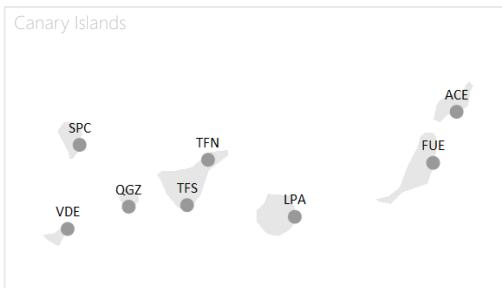


# San Sebastian Airport

## 2023

# San Sebastian



Aena Spanish Airports  
(excluding MCV, QSA, SBO exclusive for GA)

# Highlights 2019 · 2023

San Sebastian



2019

2022

2023



Pax

320,4K

% Var. previous year

10,7 %

383,6K

% Var. 23-22

25,8 %

482,7K

% Var. 23-19

50,6 %



Ops

6,5K

% Var. previous year

0,9 %

5,6K

% Var. 23-22

10,4 %

6,2K

% Var. 23-19

-4,9 %



Cargo\*

404

% Var. previous year

-94,0 %

0

% Var. 23-22

-

2,5K

% Var. 23-19

526,2 %

Source:

Aena. Provisional non-audited data 2023 (round trip)

\* Kilograms

# Highlights 2023

San Sebastian



 Avg. pax / week

9,3K

Avg. ops / week 

118



Countries \*

1



Destinations

8

Destinations

1

New Destinations



Airlines \*

4



Routes \*

8

Domestic

8



Pax profile

21% business

· Residence ·

29% EAS apt. province

61% rest of Spain 

10% foreign 



Info

· Runway cap. ·

Ops. dep: 3

Ops. arr: 3

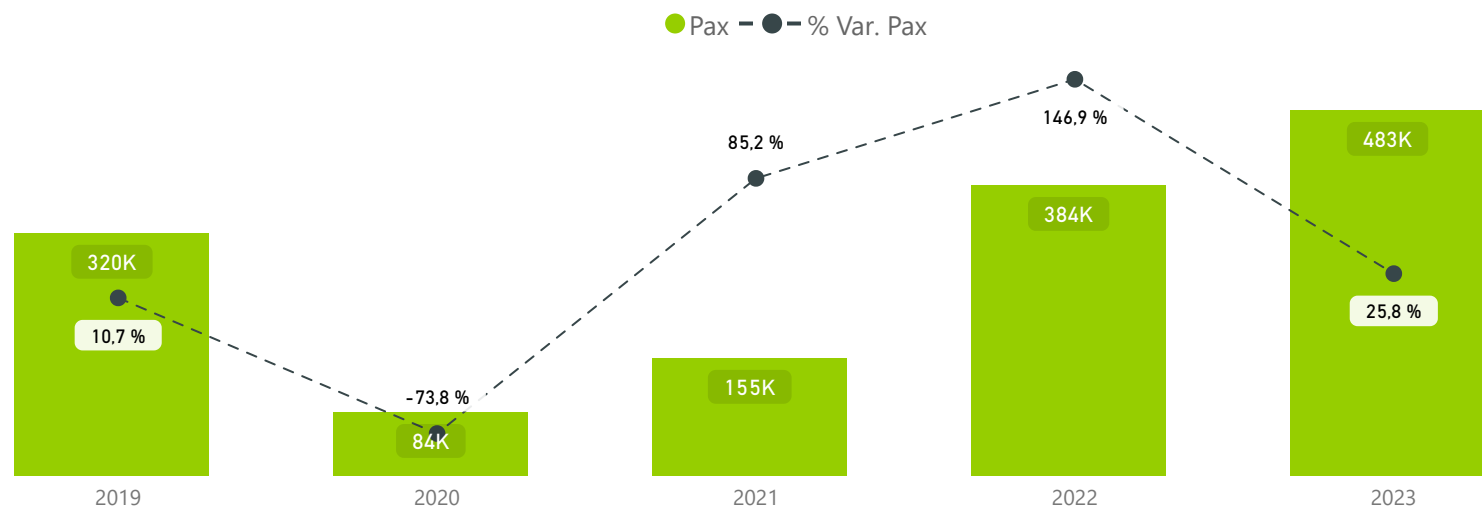
Total ops: 4

## Sources:

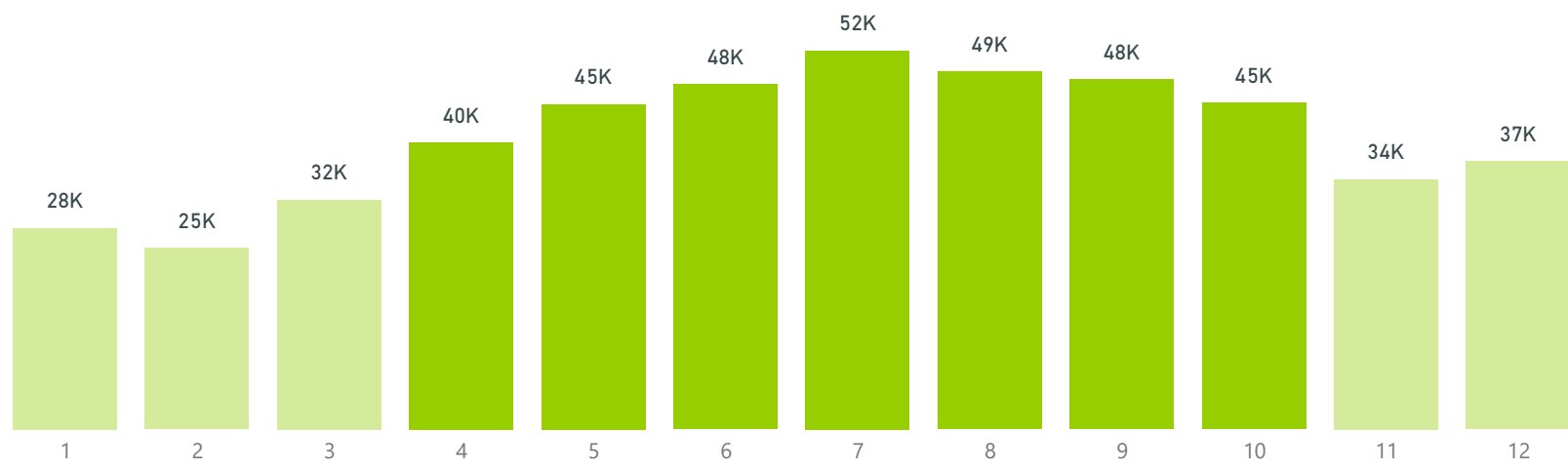
\* + 5,000 pax/year. Aena. Provisional non-audited data 2023 (round trip)

Aena surveys

## Annual traffic evolution



## Monthly traffic evolution · 2023



Source:  
Aena. Provisional non-audited data 2023 (round trip)

68 %  
Summer season

# Traffic statistics 2023

## San Sebastian




### Traffic distribution

International




Total countries \*



1%

7K international pax  
58,7 % Var. 23-22

Domestic

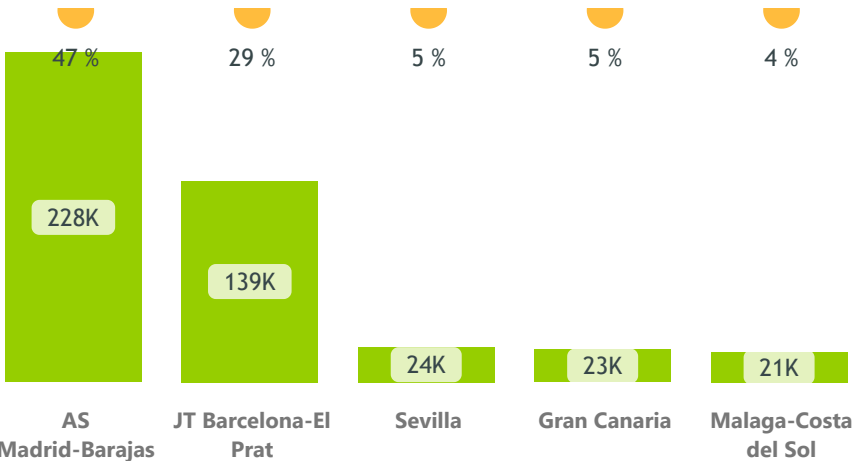


99%

476K domestic pax  
25,5 % Var. 23-22

### Main destinations\*

market share  
pax



Airline	Pax	% Var. 23-22	Share	Routes *
Iberia	227.297	20 %	47 %	1
Vueling	139.107	39 %	29 %	1
Volotea	85.553	38 %	18 %	5
Binter Canarias	22.658	19 %	5 %	1

Airlines

4



Charter

0 %

1.945

Pax

Source:

\* + 5,000 pax/year. Aena. Provisional non-audited data 2023 (round trip)

# Route map · Domestic · 2023

San Sebastian



Pax

476K



Share

98,6 %



Destinations

8



Routes

8

- Destination
- New destination



## Source:

Aena. Provisional non-audited data 2023 (round trip)

Destination: airport pair. Route is destination by airline

Destination: +5,000 pax/2023

New destination: +5,000 pax/2023 and -1,000 pax/2022

# Passenger profile

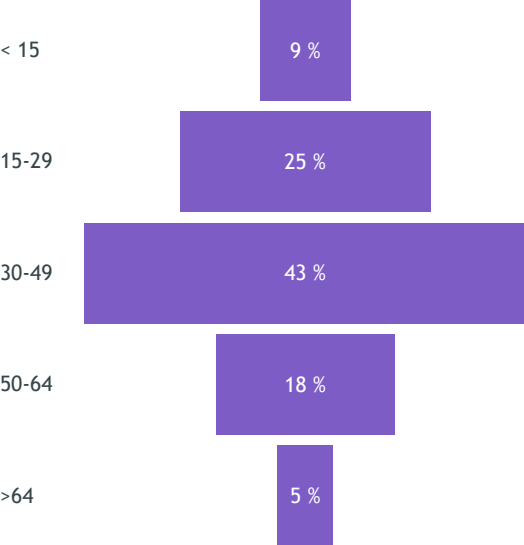
San Sebastian



## Gender



## Age



## Reason for travelling



## Residence

29% EAS apt. province



61 %  
Rest of Spain

10 %  
Foreign

## Nationality



85 %  
Spain

15 %  
Foreign


Source:  
Aena surveys EMMA 2023 (sample=136)  
Expansion: Departing commercial passengers in 2023



### Summer 24

Terminal capacity	Pax/H	Arrivals	Departures
		350	300
Runway capacity	Arrivals	Departures	Total
	3	3	4

Capacity **700.000** passenger



#### ⇒ Commercial aviation parking stands: 6

3	A-320-NEO
3	ATR-72
8	General aviation

**Code OACI: LESO**

**Code IATA: EAS**

⇒ Altitude (reference point): 5 m

⇒ Reference temperature: 26°C

⇒ Service timetable (UTC):

S: 05:30-19:45 (PS 30 MIN PPR 15 MIN BFR AD CLSD)

W: 06:30-20:45 (PS 30 MIN PPR 15 MIN BFR AD CLSD)

⇒ Fire category: 6 (can be upgraded to 7 if requested)

#### Runway:

⇒ 04/22 (1,590 x 45 m)

Source:

AIP Spain (last available)  
AECFA (Summer 24)  
DORA 2022-2026





The airport is focused on having the best image possible. San Sebastian Airport has implemented an **Integrated Quality and Environmental Management System**, certified according to **ISO 9001** and **ISO 14001** standards.



San Sebastian Airport was **certified by the Spanish Aviation Safety Agency (AESA), according to UE 139/2014 regulation.**

The airport got **‘The Voice of the customer’** recognition by **ACI World** in 2021.

San Sebastian Airport was named **Best Airport by Size and Region (under 2 million passengers in Europe)** at the ASQ (Airport Service Quality) Awards given by the **Airports Council International (ACI)** in 2019 and 2020.



Yearly **quality surveys** for airlines and passengers are carried out in order to monitor their perception of the airport services.

### AENA and the Sustainable Development Goals



Towards Sustainable Development

[Climate Action Plan](#)



We guarantee sustainable consumption modalities

We generate a sustainable economic growth

We promote diversity and social inclusion

We strengthen partnerships to achieve sustainable goals

We protect the environment and fight against climate change



Member of  
**Dow Jones Sustainability Indices**  
Powered by the S&P Global CSA

#### FTSE4 Good Index

The analyst FTSE Russell assesses Aena Annually in terms of sustainability, having obtained a 5 out of 5 for its ESG performance in 2023.

#### Dow Jones Sustainability Index

Aena scored 75 points in the environmental category and 72 points in the social category (out of 100), making it the fourth most sustainable company globally in the transportation and infrastructure sector.



#### UN Global Compact

Aena has adhered to the Global Compact by supporting its ten principles since 2017.



#### Climate Leaders

Aena made it onto the "Europe's Climate Leaders 2023" list, compiled by the Financial Times, securing the top spot in Spain's transportation sector.

### More significant targets and projects

**2026**

**CARBON NEUTRALITY**  
with offsetting

**CARBON NEUTRAL AIRPORTS** **2026**

**2026**

**Carbon neutral accreditation**  
Level 4+ in 2026 and Level 5+ in 2030 at the main airports



**2030**

**NET ZERO carbon**

**NET ZERO CARBON**



#### Renewable energy

- Photovoltaic plan
- 100% purchase electricity through renewable energy guarantees of origin



#### Sustainable mobility

- Charging points for electric vehicles
- Eco-cars fleet plan



#### Climate Action Plan

- It includes appropriate management, monitoring and communication mechanisms



## Incentives and discounts



Business  
opportunities

A very diverse programme  
of rate incentives for airlines



 [Incentives and discounts](#)



## Marketing Support



Marketing

Marketing campaigns  
to promote new routes



 [Marketing Support](#)





# Thank you



Company committed to the United Nations  
Sustainable Development Goals (SDGs)



AGENDA  
**2030**