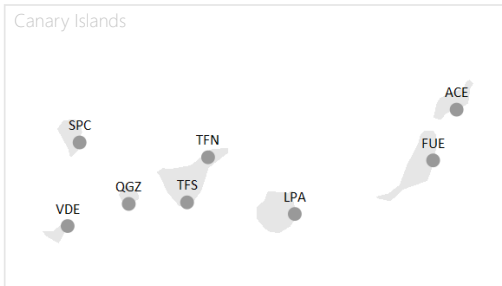


Jerez Airport

2023

Jerez



Aena Spanish Airports
(excluding MCV, QSA, SBO exclusive for GA)

Highlights 2019 · 2023

Jerez



2019

2022

2023



Pax

1,1M

% Var. previous year

-1,2 %

0,9M

% Var. 23-22

-1,4 %

0,9M

% Var. 23-19

-19,4 %



Ops

55K

% Var. previous year

6,5 %

42K

% Var. 23-22

17,0 %

49K

% Var. 23-19

-10,1 %

333

% Var. previous year

19,4 %

3K

% Var. 23-22

-96,4 %

122

% Var. 23-19

-63,4 %



Cargo*



Source:

Aena. Provisional non-audited data 2023 (round trip)

* Kilograms

Highlights 2023


Jerez



 Avg. pax / week
17,4K

Avg. ops / week 
942


Countries *

6
 Destinations
17


Airlines *



15


Routes *

25
Domestic
9
International
16


Pax profile

62% holidays

· Residence ·
26% XRY apt. province
34% rest of Spain 
39% foreign 


Info

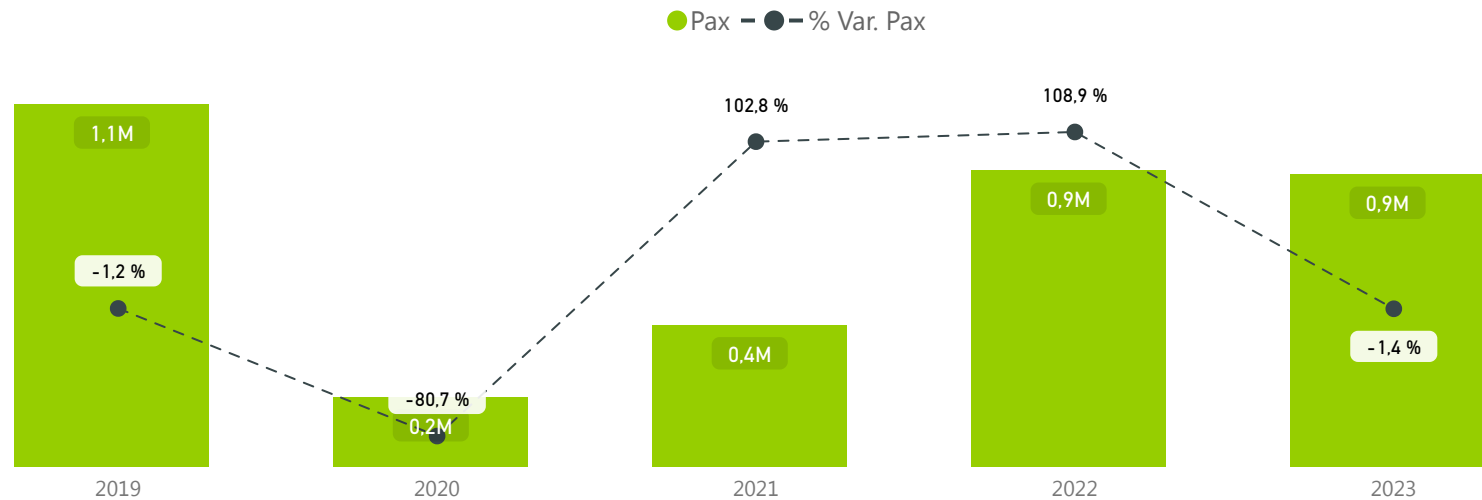
· Runway cap. ·
Ops. dep: 8
Ops. arr: 8
Total ops: 12

Source:

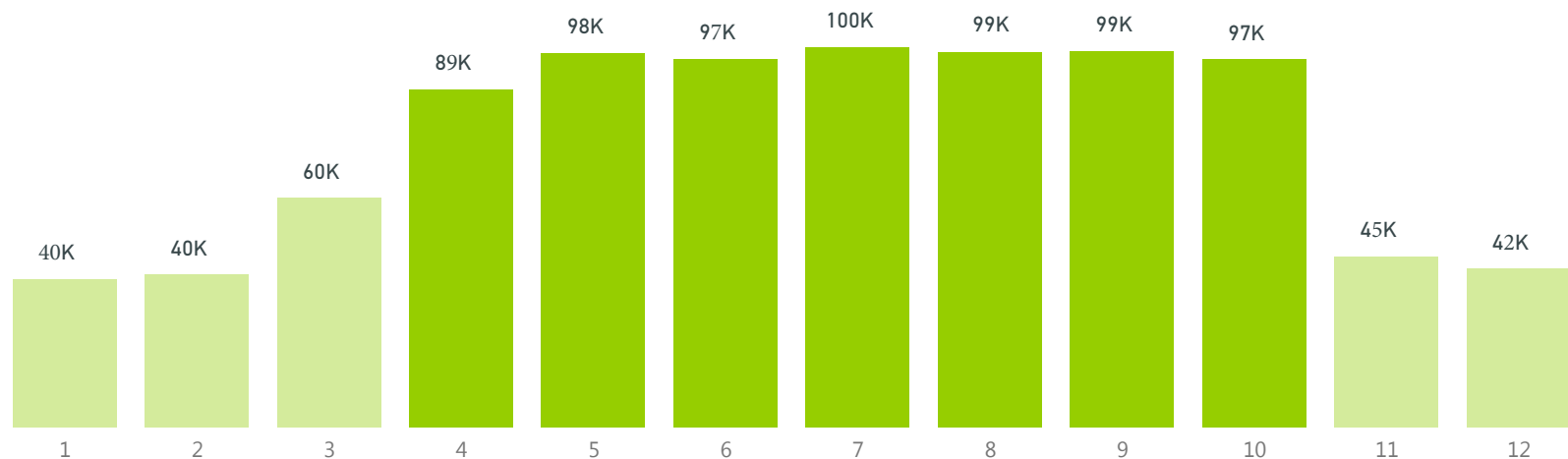
* + 5,000 pax/year. Aena. Provisional non-audited data 2023 (round trip)

Aena surveys

Annual traffic evolution



Monthly traffic evolution · 2023



Source:
Aena. Provisional non-audited data 2023 (round trip)

75 %
Summer season

Traffic statistics 2023

Jerez



Traffic distribution

International




Total countries *
5



37%

330K international pax
-14,4 % Var. 23-22

Domestic



63%

574K domestic pax
8,1 % Var. 23-22

Main countries *

market share
pax

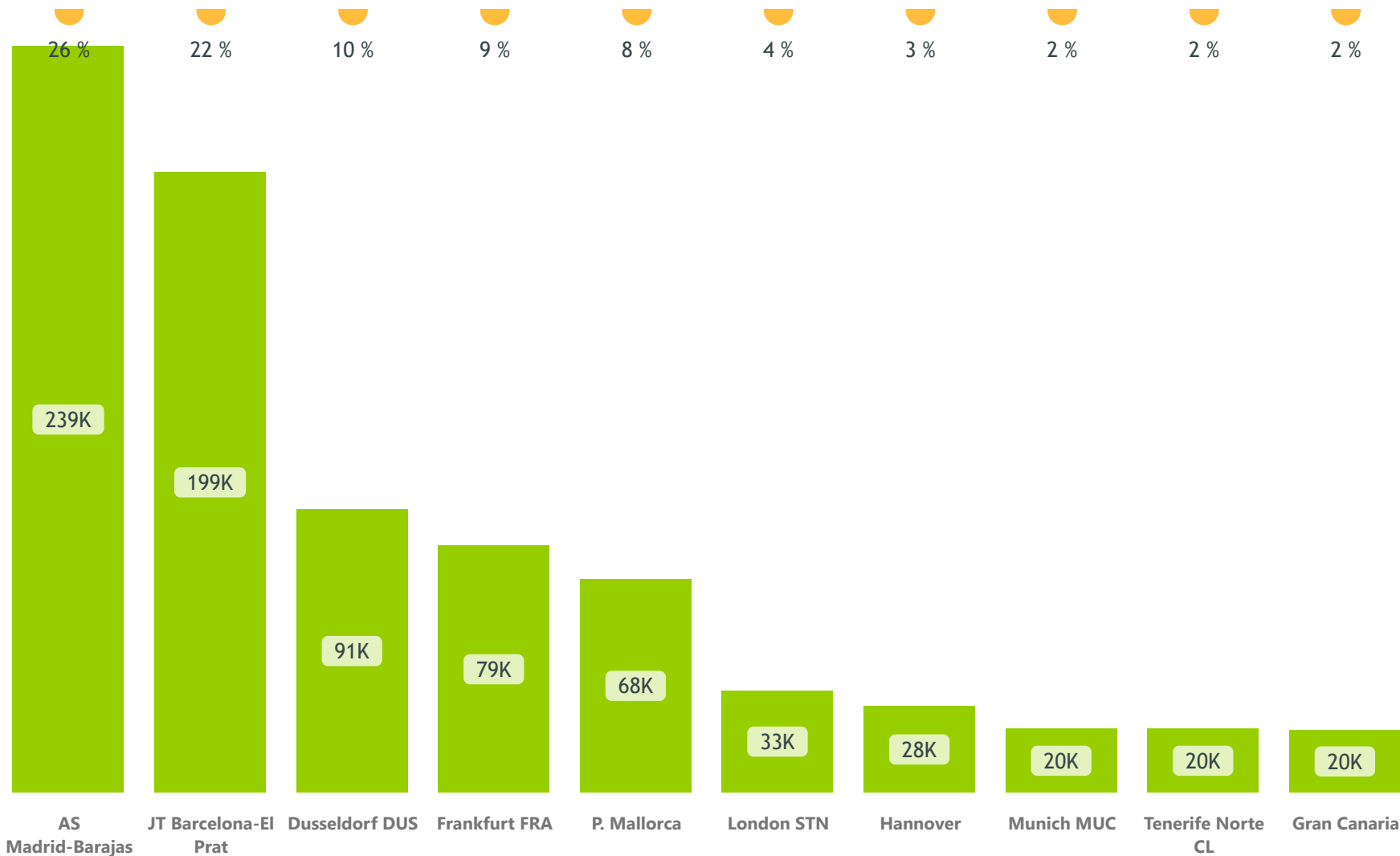


Source:

* + 5,000 pax/year. Aena. Provisional non-audited data 2023 (round trip)

Main destinations *

market share
pax



Source:

* + 5,000 pax/year. Aena. Provisional non-audited data 2023 (round trip)

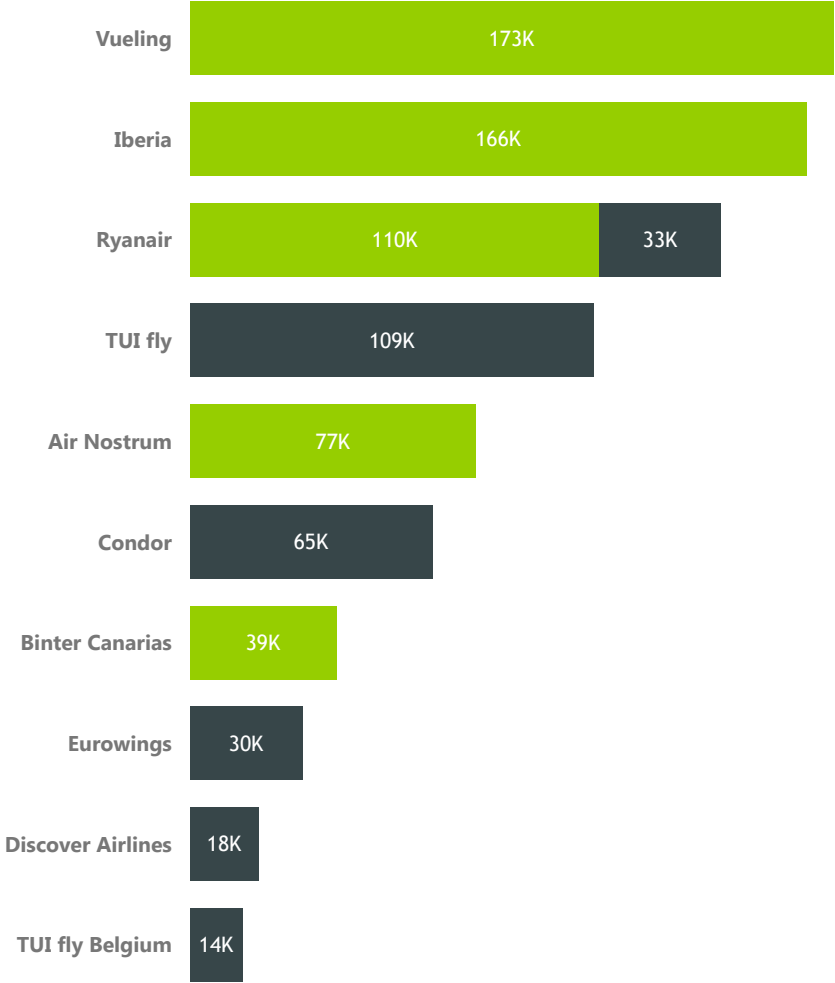
Traffic statistics 2023

Jerez



Main airlines *

● Domestic ● International



| Airline | Pax | % Var. 23-22 | Share | Routes * |
|-------------------|---------|--------------|-------|----------|
| Vueling | 173.735 | -12 % | 19 % | 3 |
| Iberia | 166.168 | 122 % | 18 % | 1 |
| Ryanair | 143.044 | -12 % | 16 % | 3 |
| TUI fly | 108.882 | 9 % | 12 % | 5 |
| Air Nostrum | 77.075 | -34 % | 9 % | 1 |
| Condor | 65.285 | -38 % | 7 % | 2 |
| Binter Canarias | 39.424 | 25 % | 4 % | 2 |
| Eurowings | 30.338 | 17 % | 3 % | 1 |
| Discover Airlines | 18.446 | -45 % | 2 % | 1 |
| TUI fly Belgium | 15.917 | 14 % | 2 % | 1 |

Airlines

15



Charter

3 %

23K

Pax

Source:

* + 5,000 pax/year. Aena. Provisional non-audited data 2023 (round trip)

Route map · Domestic · 2023

Jerez



Pax

574K



Destination



New destination



Share

63,5 %



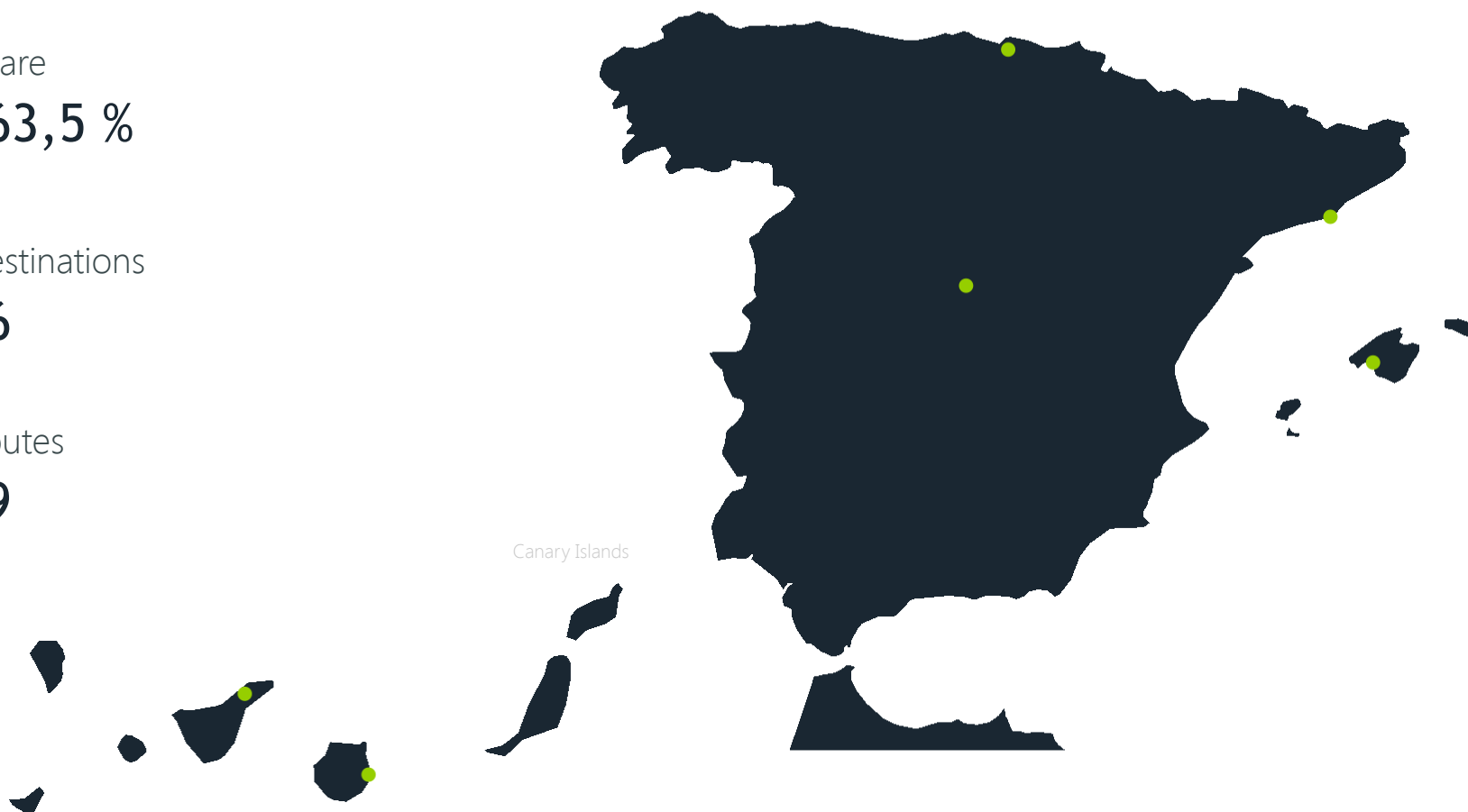
Destinations

6



Routes

9



Source:

Aena. Provisional non-audited data 2023 (round trip)

Destination: airport pair. Route is destination by airline

Destination: +5,000 pax/2023

New destination: +5,000 pax/2023 and -1,000 pax/2022

Route map · Europe · 2023

Jerez



Pax

330K



Share

36,5 %



Destinations

11



Routes

16

- Destination
- New destination



Top countries

Destinations

| | |
|----------------|---|
| Germany | 6 |
| United Kingdom | 2 |
| Belgium | 1 |
| Luxembourg | 1 |
| Switzerland | 1 |

Source:

Aena. Provisional non-audited data 2023 (round trip)

Destination: airport pair. Route is destination by airline

Destination: +5,000 pax/2023

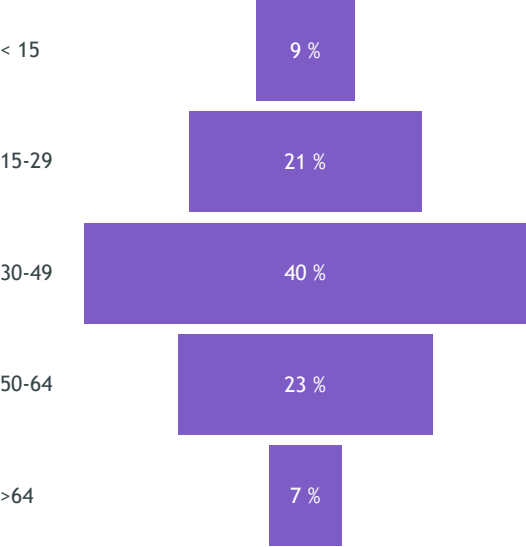
New destination: +5,000 pax/2023 and -1,000 pax/2022

Passenger profile


Gender



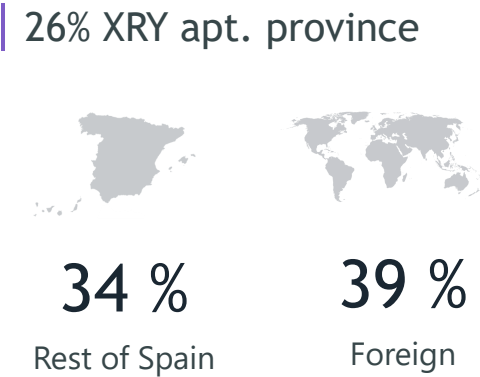
Age



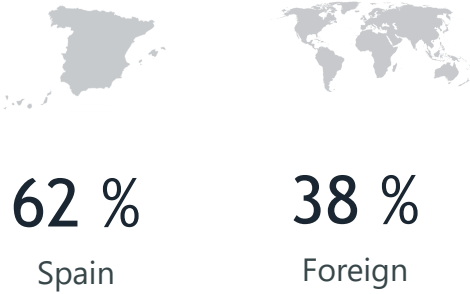
Reason for travelling



Residence



Nationality



Source:
Aena surveys (sample=1,425)
Data collected from September 6 to 12, 2023
Expansion: Departing commercial passengers in 2023

Capacity **2,4 M** passenger

Summer 24

| Terminal capacity | Pax/H | Arrivals | Departures | |
|-------------------|-------|---------------------|-------------------|-------|
| | | 1,000 350 No Sch | 650 465 No Sch | |
| Runway capacity | Ope/H | Arrivals | Departures | Total |
| | | 8 | 8 | 12 |



- ⇒ Code OACI: LEJR

⇒ Code IATA: XRY
- ⇒ Altitude (reference point): 28 m

⇒ Reference temperature: 34°C

⇒ Service timetable (UTC):
S: 04:45 - 21:00 (PS 1HR PPR)
W: 05:45 - 22:00 (PS 1HR PPR)

⇒ Fire category: 7 ((can be upgraded to 8 if requested))
- ⇒ Commercial aviation parking stands: 11

| | | | |
|---|-----------|---|-----------|
| 2 | B-767-300 | 1 | A-340-300 |
| 3 | B-737-800 | 5 | B-757-300 |

Runway: 02/20 (2,300 x 45 m)

Source:
AIP Spain (last available)
AECFA (Summer 24)
DORA 2022-2026





The airport is focused on having the best image possible. Jerez Airport has implemented an **Integrated Quality and Environmental Management System**, certified according to **ISO 9001** and **ISO 14001** standards.



Jerez Airport has received various acknowledgements from the National Police Corps for collaboration and support with several institutions.

The airport got **'The Voice of the customer'** recognition by **ACI World** in 2021.

Jerez Airport was **certified by the Spanish Aviation Agency (AESA), according to EU 139/2014 regulation.**



Yearly **quality surveys** for airlines and passengers are carried out in order to monitor their perception of the airport services.

Our commitment with sustainability

Jerez



AENA and the Sustainable Development Goals



Towards Sustainable Development

We guarantee sustainable consumption modalities

We generate a sustainable economic growth

We promote diversity and social inclusion

We strengthen partnerships to achieve sustainable goals

We protect the environment and fight against climate change



Member of
Dow Jones Sustainability Indices
Powered by the S&P Global CSA



FTSE4 Good Index

The analyst FTSE Russell assesses Aena Annually in terms of sustainability, having obtained a 5 out of 5 for its ESG performance in 2023.

Dow Jones Sustainability Index

Aena scored 75 points in the environmental category and 72 points in the social category (out of 100), making it the fourth most sustainable company globally in the transportation and infrastructure sector.

UN Global Compact

Aena has adhered to the Global Compact by supporting its ten principles since 2017.

Climate Leaders

Aena made it onto the "Europe's Climate Leaders 2023" list, compiled by the Financial Times, securing the top spot in Spain's transportation sector.

[Climate Action Plan](#)



More significant targets and projects

2026

CARBON NEUTRALITY
with offsetting

CARBON NEUTRAL AIRPORTS **2026**

2026

Carbon neutral accreditation
Level 4+ in 2026 and Level 5+ in 2030 at the main airports



2030

NET ZERO carbon

NET ZERO CARBON



Renewable energy

- Photovoltaic plan
- 100% purchase electricity through renewable energy guarantees of origin



Sustainable mobility

- Charging points for electric vehicles
- Eco-cars fleet plan



Climate Action Plan

- It includes appropriate management, monitoring and communication mechanisms

Aena was in 2021 the first company in Spain and one of the first around the world to inform shareholders yearly of its strategy against climate change from its Climate Action Plan.

Incentives & marketing support

Jerez



Incentives and discounts



Business
opportunities

A very diverse programme
of rate incentives for airlines



 [Incentives and discounts](#)



Marketing Support



Marketing

Marketing campaigns
to promote new routes



 [Marketing Support](#)



Thank you



Company committed to the United Nations
Sustainable Development Goals (SDGs)



AGENDA
2030