

Murcia International Airport

2023

Murcia International Airport





Source:

Aena. Provisional non-audited data 2023 (round trip)

Highlights 2023


Murcia International



 Avg. pax / week
17K

Avg. ops / week 
129


Countries *

6
 Destinations
20


Airlines *

8


Routes *

21
Domestic
5
International
16


Pax profile

77% holidays

· Residence ·

12% RMU apt. province

8% rest of Spain 

80% foreign 


Info

· Runway cap. ·

Ops. dep: 6

Ops. arr: 6

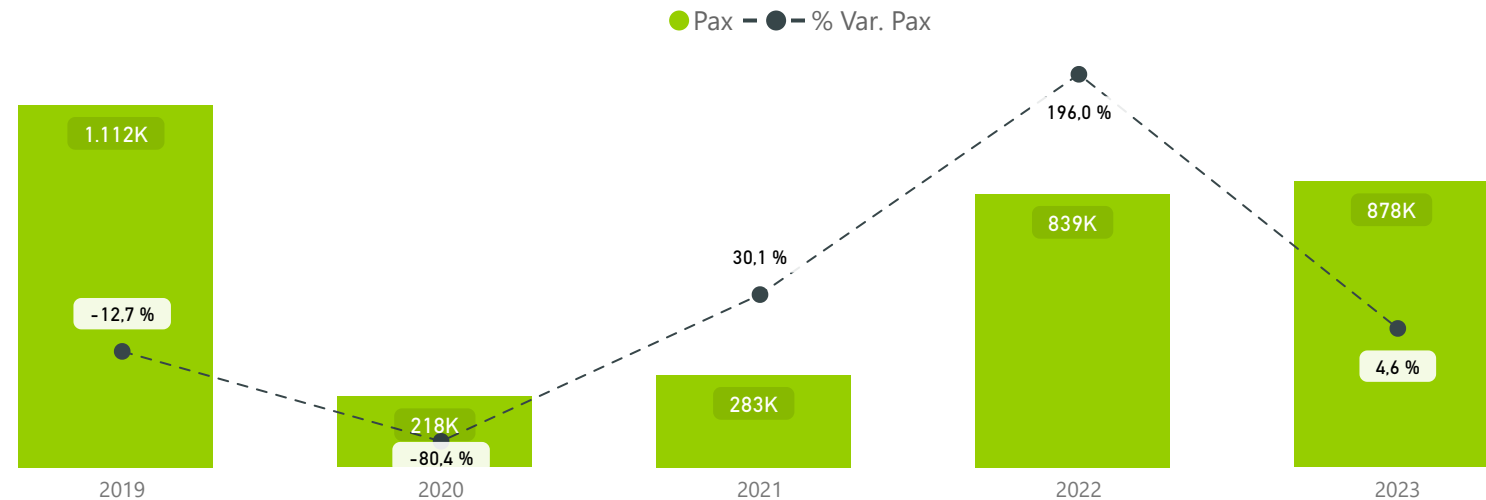
Total ops: 12

Sources:

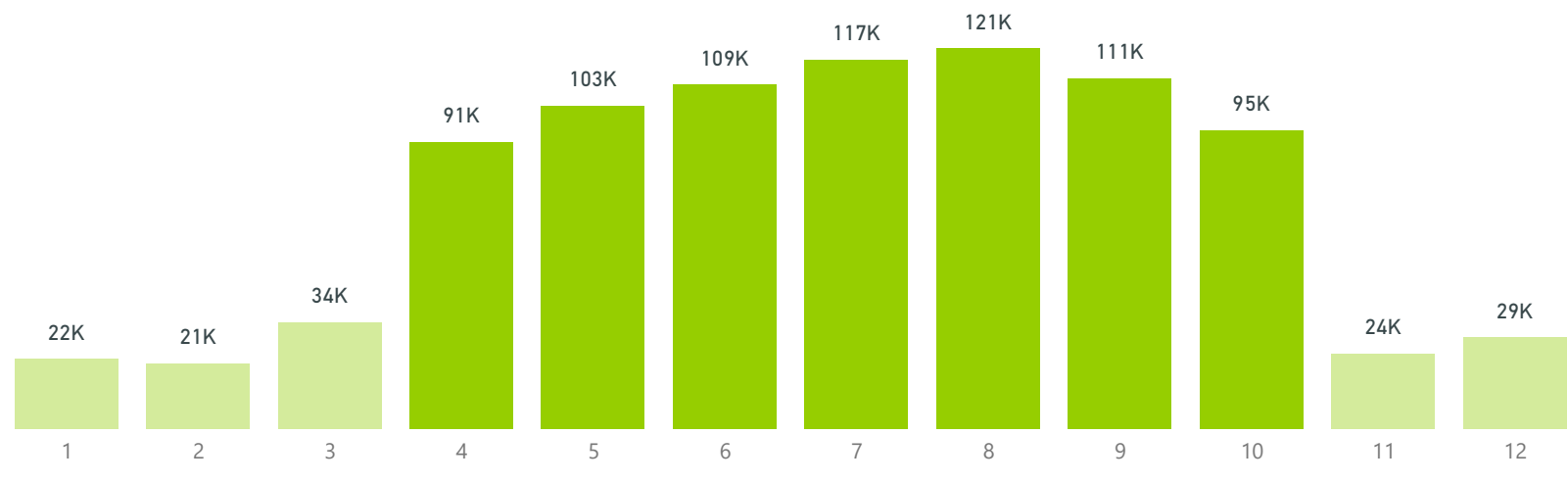
* + 5,000 pax/year. Aena. Provisional non-audited data 2023 (round trip)

Aena surveys

Annual traffic evolution



Monthly traffic evolution · 2023



Source:

Aena. Provisional non-audited data 2023 (round trip)

85 %
Summer season

Traffic statistics 2023

Murcia International




Traffic distribution

International



Total countries *


5



90%

787K international pax
4,0 % Var. 23-22

Domestic

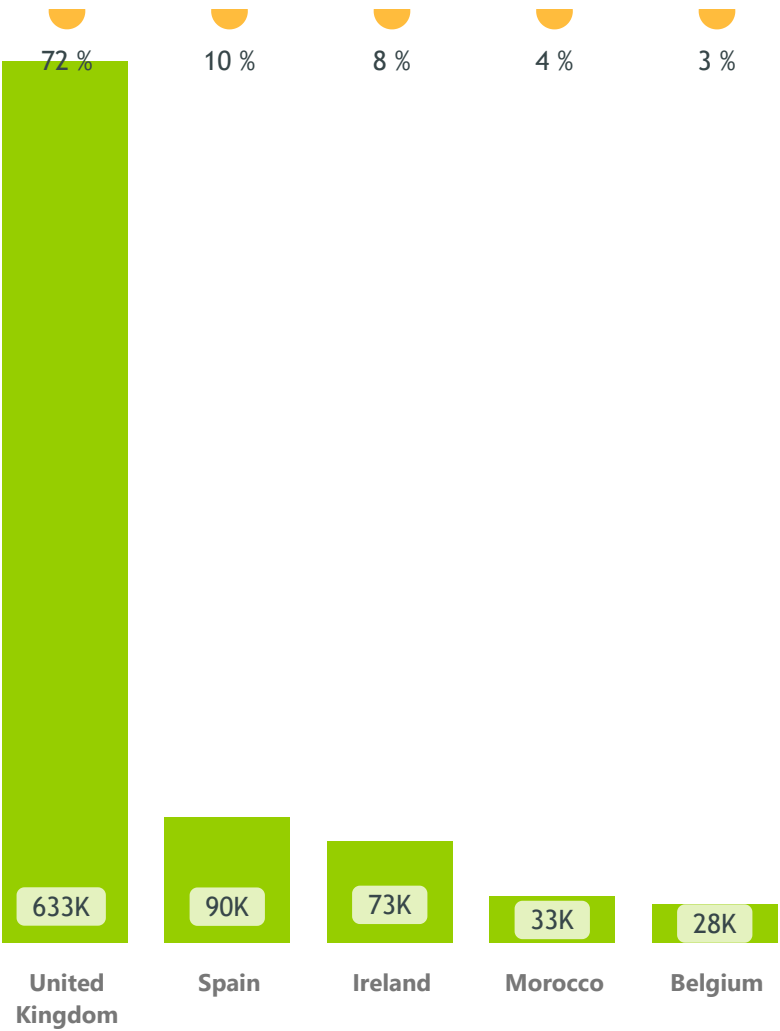


10%

90K domestic pax
10,0 % Var. 23-22

Main countries *

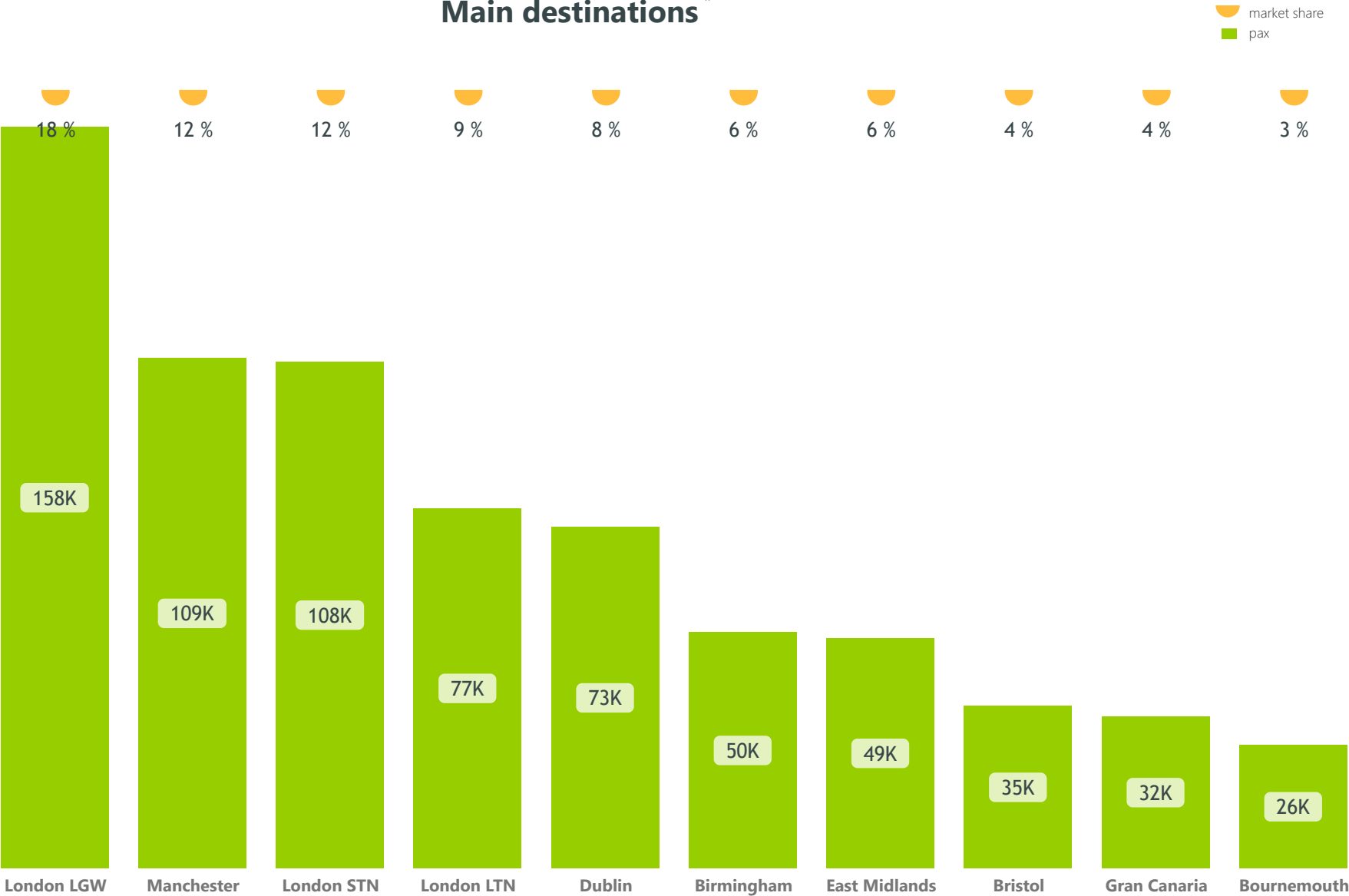
market share
pax



Source:

* + 5,000 pax/year. Aena. Provisional non-audited data 2023 (round trip)

Main destinations *

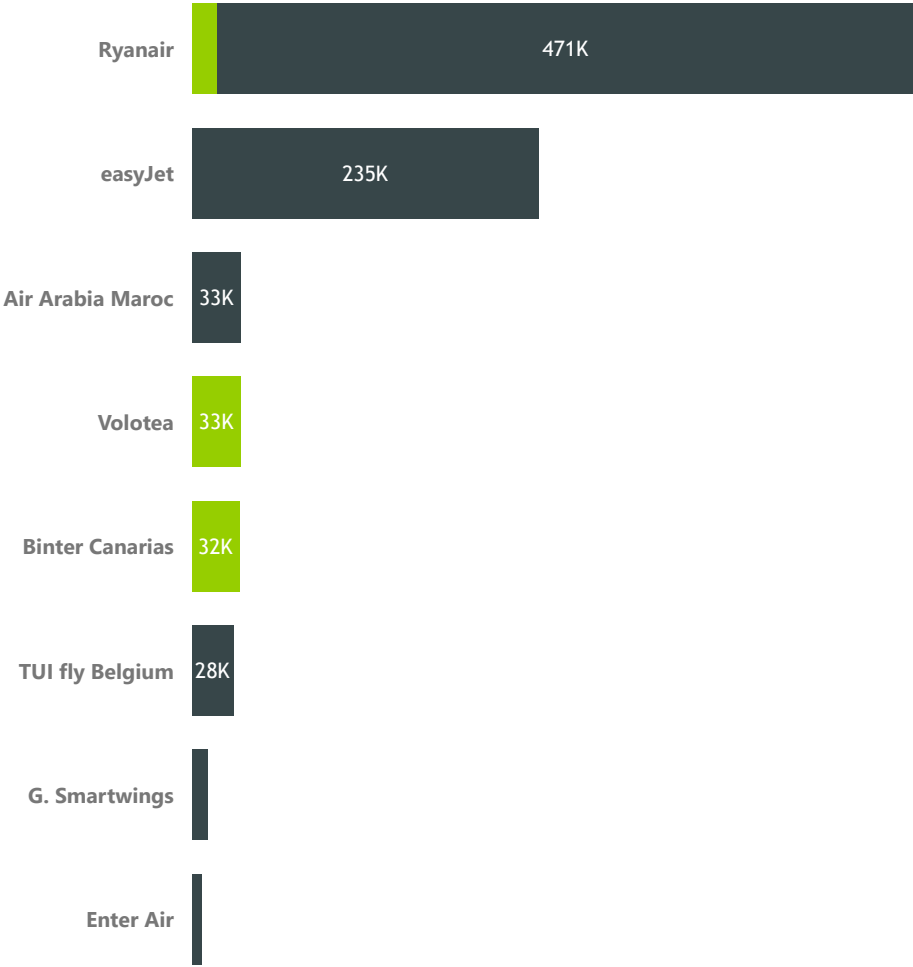


Source:

* + 5,000 pax/year. Aena. Provisional non-audited data 2023 (round trip)

Main airlines *

● Domestic ● International



Airline	Pax	% Var. 23-22	Share	Routes *
Ryanair	488.627	11 %	56 %	9
easyJet	235.016	9 %	27 %	4
Volotea	33.209	22 %	4 %	3
Air Arabia Maroc	33.054	-30 %	4 %	2
TUI fly Belgium	31.882	-47 %	4 %	2
Binter Canarias	31.856	12 %	4 %	1
G. Smartwings	10.386	199 %	1 %	0
Enter Air	6.109	121 %	1 %	0

Airlines

8



Charter

2 %

21K

Pax

Source:

* + 5,000 pax/year. Aena. Provisional non-audited data 2023 (round trip)

Route map · Domestic · 2023

Murcia International



Pax

90K



Share

10,3 %



Destinations

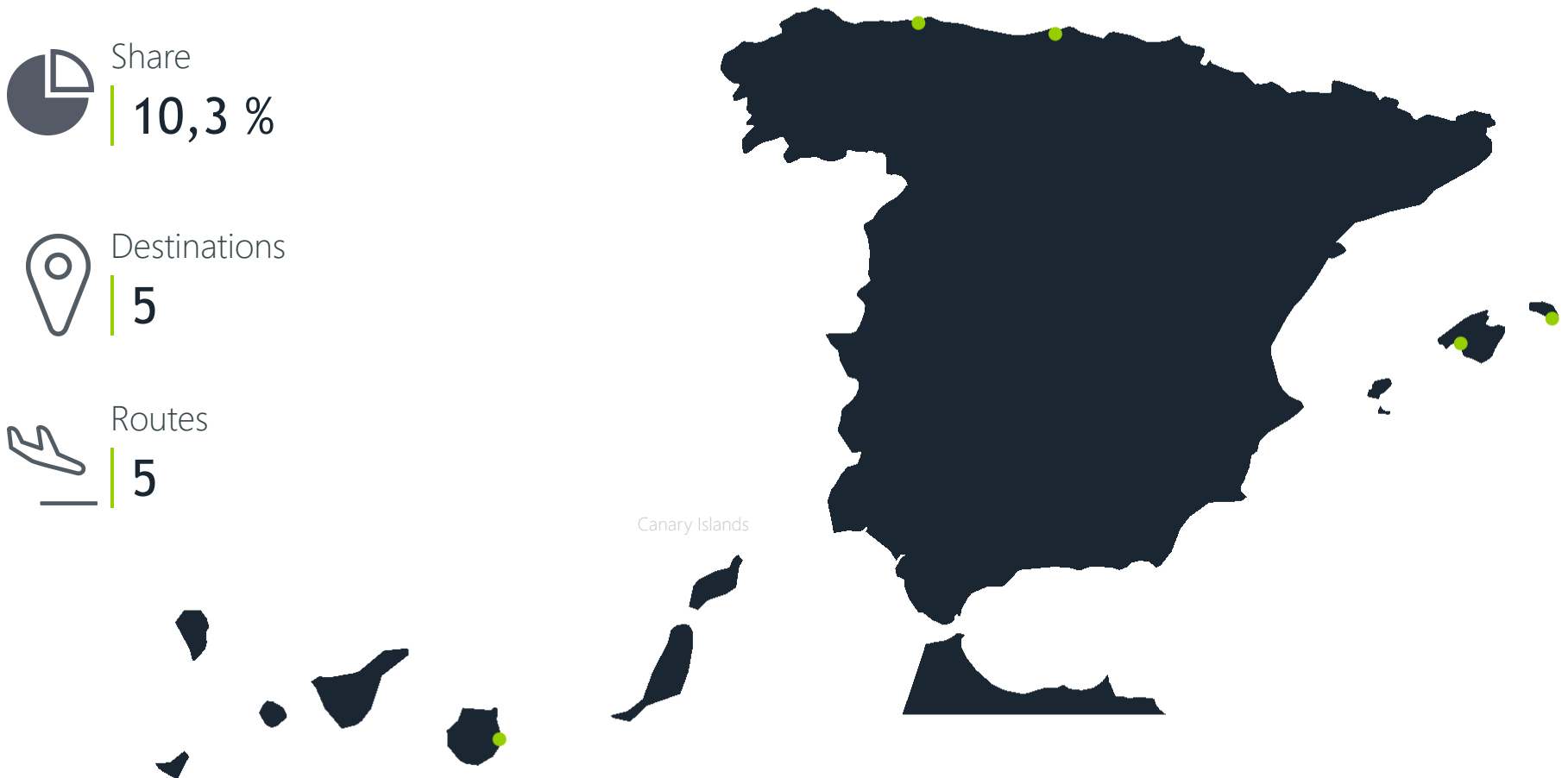
5



Routes

5

- Destination
- New destination



Source:

Aena. Provisional non-audited data 2023 (round trip)

Destination: airport pair. Route is destination by airline


Destination: +5,000 pax/2023

New destination: +5,000 pax/2023 and -1,000 pax/2022

Route map · Europe · 2023

Murcia International




 Pax
753K

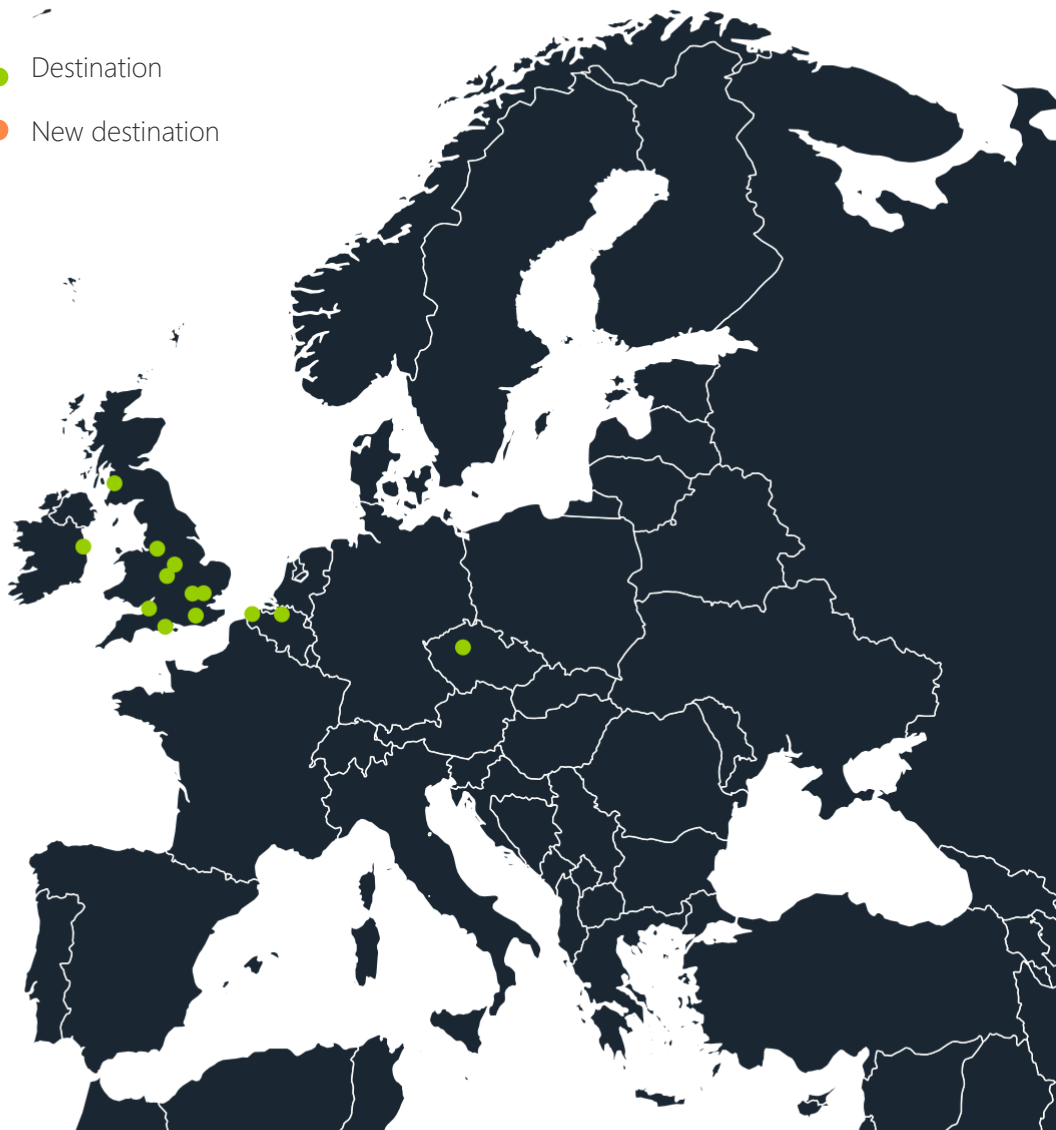
 Share
85,8 %

 Destinations
13

 Routes
14

Top countries	Destinations
United Kingdom	9
Belgium	2
Czech Republic	1
Ireland	1

 Destination
 New destination



Source:

Aena. Provisional non-audited data 2023 (round trip)
Destination: airport pair. Route is destination by airline

Destination: +5,000 pax/2023
New destination: +5,000 pax/2023 and -1,000 pax/2022

Route map · Africa · 2023

Murcia International



Pax
34K



Share
3,9 %



Destinations
2



Routes
2

Top countries

Destinations

Morocco

2

- Destination
- New destination



Source:

Aena. Provisional non-audited data 2023 (round trip)

Destination: airport pair. Route is destination by airline

Destination: +5,000 pax/2023

New destination: +5,000 pax/2023 and -1,000 pax/2022

Passenger profile

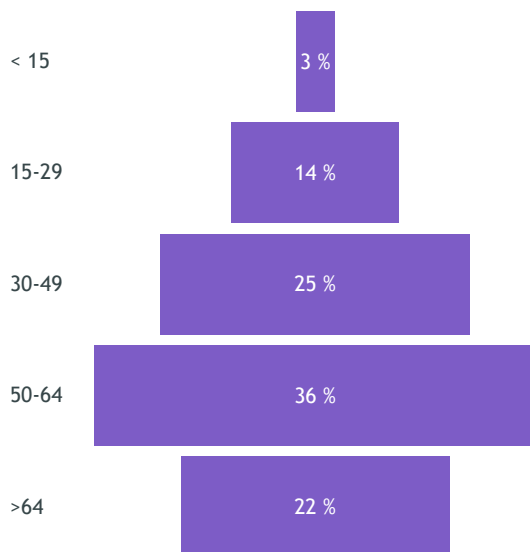
Murcia International




Gender



Age



Reason for travelling



Residence

12% RMU apt. province



8 %
Rest of Spain

80 %
Foreign

Nationality



16 %
Spain

84 %
Foreign

Source:

Aena surveys (sample=1,322)

Data collected from September 13 to 20, 2023

Expansion: Departing commercial passengers in 2023

Summer 24

	Arrivals	Departures	Total
Runway capacity	6	6	12

		Arrivals	Departures
Terminal capacity	Ope/H	6 Non Sch	6 Non Sch
	Pax/H	2,300 1,100 Non Sch	1,150

Capacity 4 M passenger



⇒ Commercial aviation parking stands: 11

8	A-321
1	B-767-300
2	GLF-5
1	Helicop.
4	General Aviation

⇒ Altitude (reference point): 196 m

⇒ **Code OACI: LEMI**

⇒ Reference temperature: 33°C

⇒ **Code IATA: RMU**

⇒ Service timetable (UTC):

S: 05:30-20:30; Saturday and Sunday 06:30 - 20:30 (PS1 HR PPR)

W: 06:30-21:30; Saturday and Sunday 07:30 - 21:30 (PS1 HR PPR)

⇒ Fire category: 7

⇒ **Runway:**

⇒ 05/23 (3,000 x 45 m)

Source:

AIP Spain (last available)
AECFA (Summer 24)
DORA 2022-2026



Terminal building



Runway
CAT I



24+1⁽¹⁾
Check-in counters



Security
personnel



9
Boarding
gates



Commercial area
(2.800 m²)



S: 05:30-20:30
Sat-Sun: 06:30 - 20:30
(PS1 HR PPR)
W: 06:30-21:30
Sat-Sun: 07:30 - 21:30
(PS1 HR PPR)



3+1⁽¹⁾
Baggage reclaim
carousel



1,700
Parking offer



Wifi area



Passengers info



Luggage trolleys



Car hire



Lost and Found



Luggage services



Accessibility for PMR



Banking services

⁽¹⁾ Special Luggage



Murcia International Airport was **certified by the Spanish Aviation Agency (AESA), according to EU 139/2014 regulation.**

Murcia International Airport was awarded with **Best Hygiene Measures by Region** (Europe) at the **ASQ (Airport Service Quality) Awards** given by the **Airports Council International (ACI)** in 2020, 2021 and 2022.

Murcia International Airport was named **Best Airport by Size and Region (under 2 million passengers in Europe)** at the ASQ (Airport Service Quality) Awards given by the Airports Council International (ACI) in 2021, 2022 and 2023.

The airport got **'The Voice of the customer'** recognition by **ACI World** in 2021.

Murcia International Airport received the **'Paloma del Turismo 2019' award**, granted by the Faculty of Tourism of the University of Murcia, which recognizes the work of tourism promotion in the region.

The magazine Actualidad Económica, with the support of Bankia, recognised Murcia International Airport with the award for **Best Public Initiative** within the awards for Business Success in Murcia.



As part of the environmental initiatives that Murcia International Airport is implementing, it has acquired new electric vehicles.



Yearly **quality surveys** for airlines and passengers are carried out in order to monitor their perception of the airport services.

Our commitment with sustainability

Murcia International



AENA and the Sustainable Development Goals



Towards Sustainable Development

We guarantee sustainable consumption modalities

We generate a sustainable economic growth

We promote diversity and social inclusion

We strengthen partnerships to achieve sustainable goals

We protect the environment and fight against climate change



Member of
Dow Jones Sustainability Indices
Powered by the S&P Global CSA

FTSE4 Good Index

The analyst FTSE Russell assesses Aena Annually in terms of sustainability, having obtained a 5 out of 5 for its ESG performance in 2023.

Dow Jones Sustainability Index

Aena scored 75 points in the environmental category and 72 points in the social category (out of 100), making it the fourth most sustainable company globally in the transportation and infrastructure sector.



UN Global Compact

Aena has adhered to the Global Compact by supporting its ten principles since 2017.



Climate Leaders

Aena made it onto the "Europe's Climate Leaders 2023" list, compiled by the Financial Times, securing the top spot in Spain's transportation sector.

[Climate Action Plan](#)



More significant targets and projects

2026

CARBON NEUTRALITY
with offsetting

CARBON NEUTRAL AIRPORTS **2026**

2026

Carbon neutral accreditation
Level 4+ in 2026 and Level 5+ in 2030 at the main airports



2030

NET ZERO carbon

NET ZERO CARBON



Renewable energy

- Photovoltaic plan
- 100% purchase electricity through renewable energy guarantees of origin



Sustainable mobility

- Charging points for electric vehicles
- Eco-cars fleet plan



Climate Action Plan

- It includes appropriate management, monitoring and communication mechanisms

Aena was in 2021 the first company in Spain and one of the first around the world to inform shareholders yearly of its strategy against climate change from its Climate Action Plan.

Incentives & marketing support

Murcia International



Incentives and discounts



Business
opportunities

A very diverse programme
of rate incentives for airlines



 [Incentives and discounts](#)



Marketing Support



Marketing

Marketing campaigns
to promote new routes



 [Marketing Support](#)



Thank you



Company committed to the United Nations
Sustainable Development Goals (SDGs)



AGENDA
2030