

# SB Santander Airport

## 2023



Canary Islands



# Highlights 2019 · 2023

SB Santander



2019

2022

2023



Pax

1,2M

% Var. previous year

6,5 %

1,1M

% Var. 23-22

12,7 %

1,2M

% Var. 23-19

5,7 %



Ops

11K

% Var. previous year

-0,2 %

12K

% Var. 23-22

3,3 %

13K

% Var. 23-19

12,0 %

165

% Var. previous year

0,0 %

286

% Var. 23-22

29,4 %

370

% Var. 23-19

124,2 %



Cargo\*



Source:

Aena. Provisional non-audited data 2023 (round trip)

\* Kilograms

# Highlights 2023

SB Santander



 Avg. pax / week

24K

Avg. ops / week 

242



Countries \*

9



Destinations

25

Destinations

1

New Destinations



Airlines \*

7



Routes \*

28

Domestic

13

International

15



Pax profile

16% business

· Residence ·

35% SDR apt. province

32% rest of Spain 

33% foreign 



Info

· Runway cap. ·

Ops. dep: 8

Ops. arr: 8

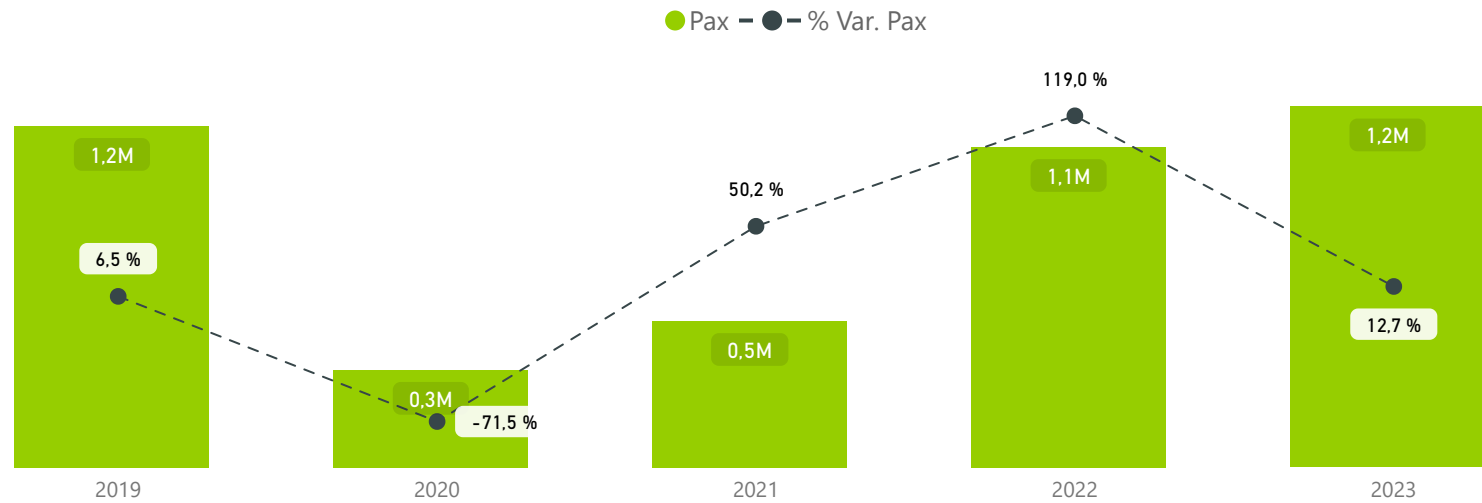
Total ops: 12

## Sources:

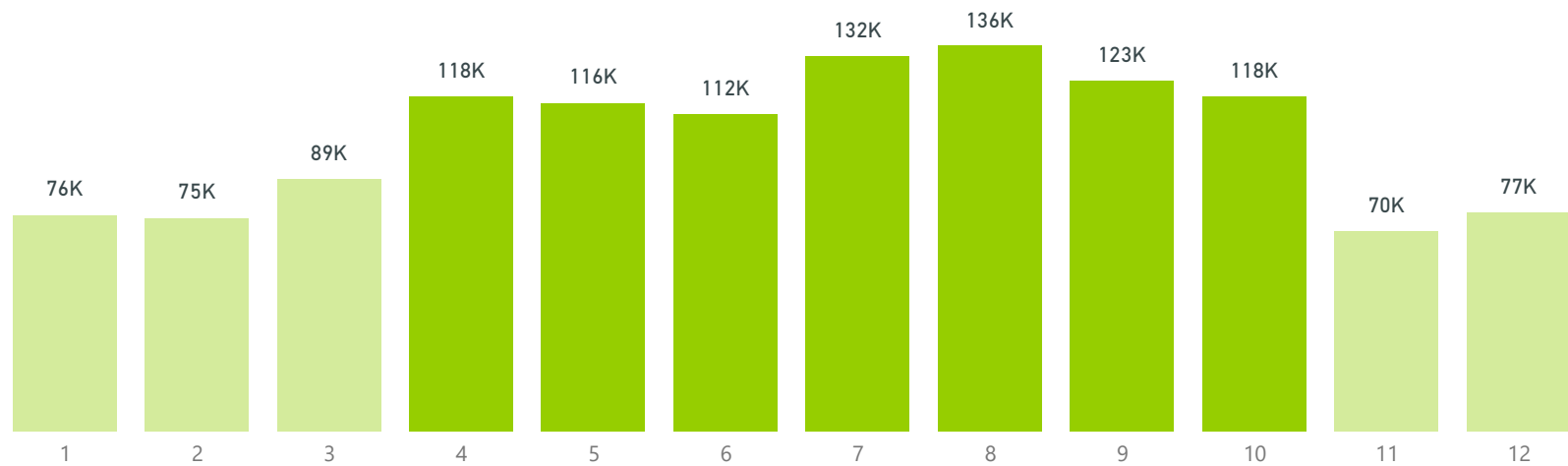
\* + 5,000 pax/year. Aena. Provisional non-audited data 2023 (round trip)

Aena surveys

## Annual traffic evolution



## Monthly traffic evolution · 2023



Source:

Aena. Provisional non-audited data 2023 (round trip)

69 %  
Summer season

# Traffic statistics 2023

SB Santander



## Traffic distribution

International



Total countries \*


8



47%

584K international pax  
13,9 % Var. 23-22

Domestic

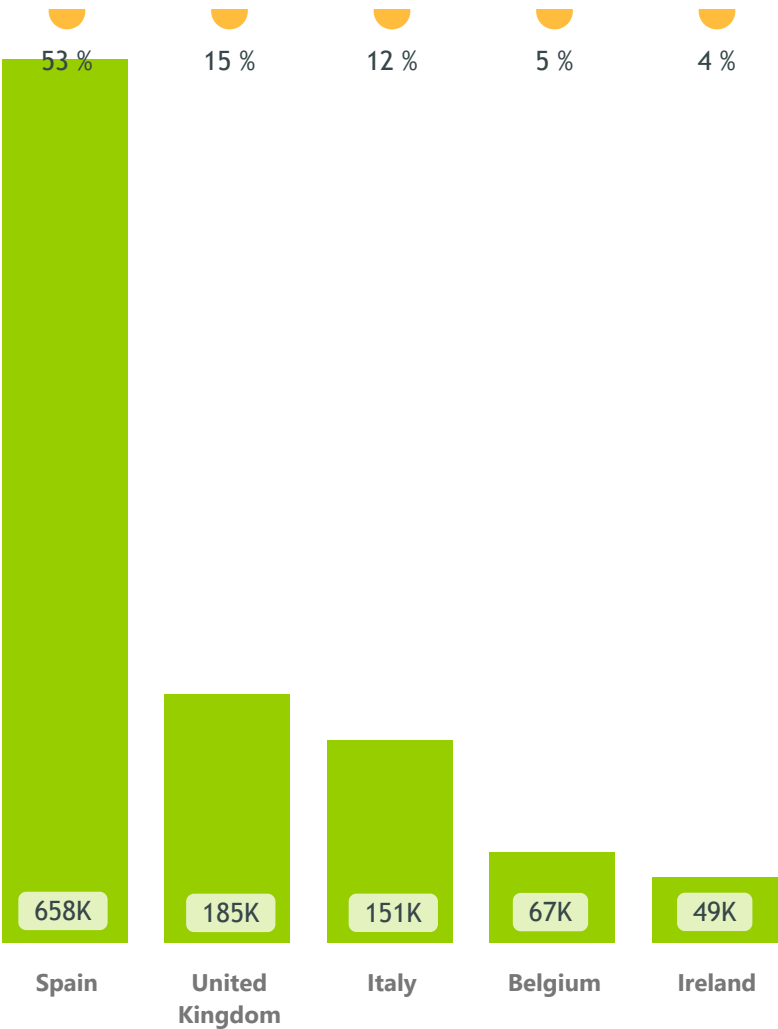


53%

658K domestic pax  
11,6 % Var. 23-22

## Main countries \*

market share  
pax

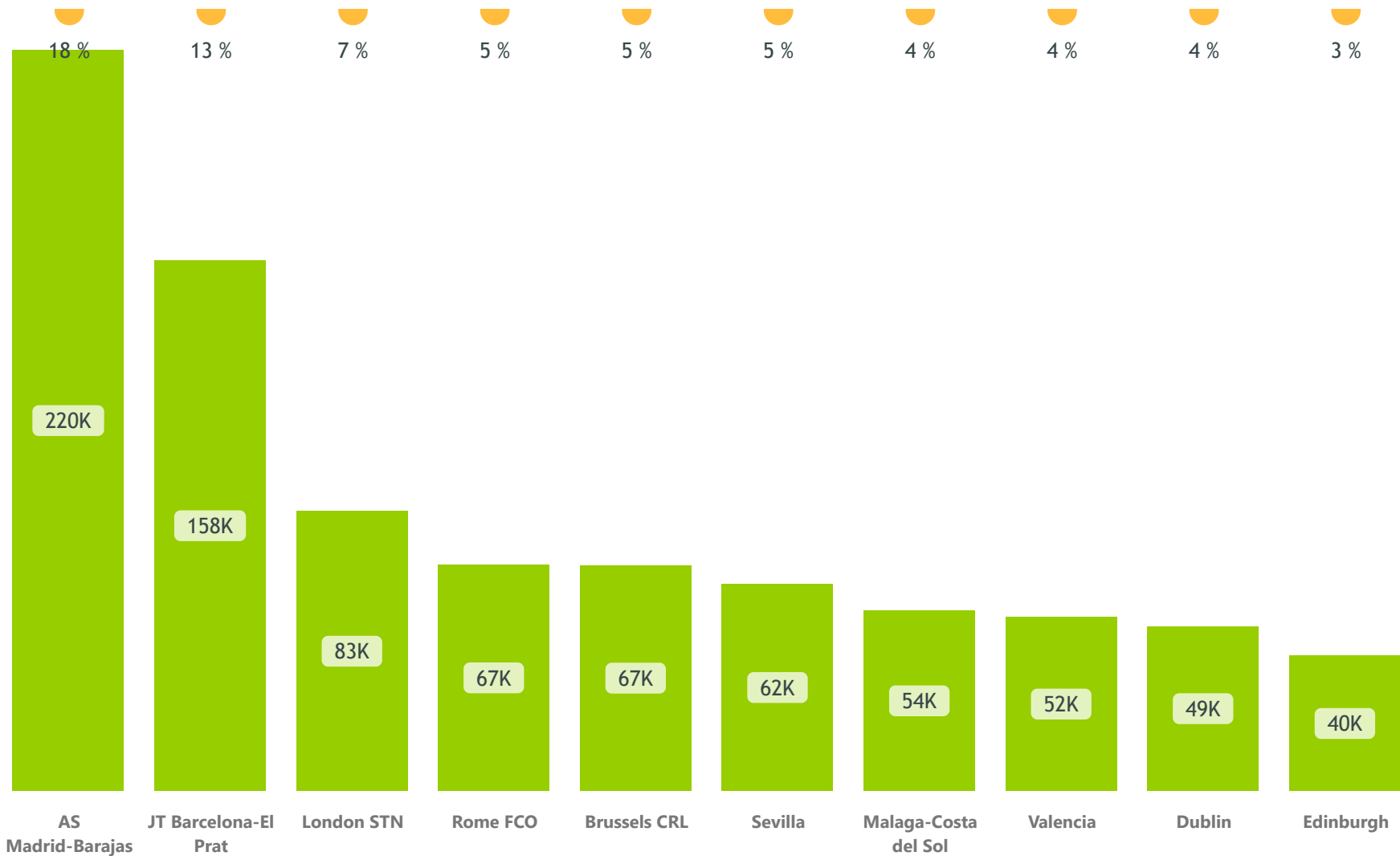


Source:

\* + 5,000 pax/year. Aena. Provisional non-audited data 2023 (round trip)

## Main destinations \*

market share  
pax



Source:

\* + 5,000 pax/year. Aena. Provisional non-audited data 2023 (round trip)

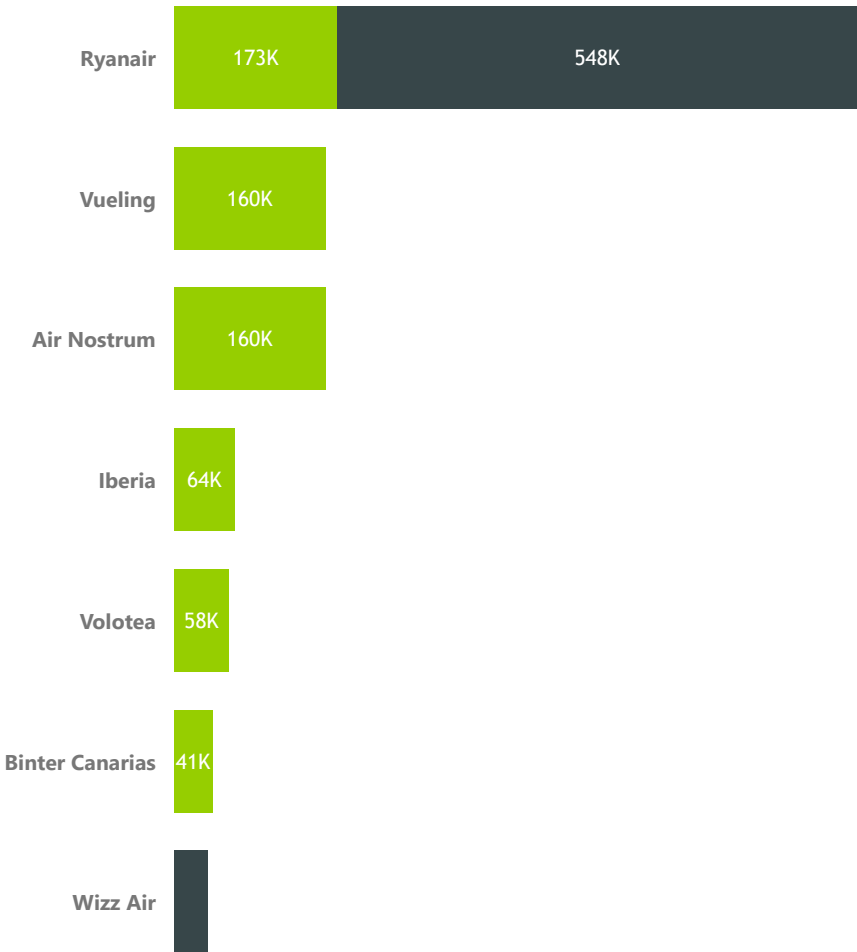
# Traffic statistics 2023

SB Santander



## Main airlines \*

● Domestic ● International



Airline	Pax	% Var. 23-22	Share	Routes *
Ryanair	720.660	18 %	58 %	19
Vueling	160.089	-9 %	13 %	2
Air Nostrum	160.084	117 %	13 %	1
Iberia	64.269	-48 %	5 %	1
Volotea	58.130	18 %	5 %	2
Binter Canarias	40.545	12 %	3 %	2
Wizz Air	35.627	29 %	3 %	1

Airlines

7



Charter

0 %

1,5K

Pax

Source:

\* + 5,000 pax/year. Aena. Provisional non-audited data 2023 (round trip)



# Route map · Domestic · 2023

SB Santander



Pax

658K



Share

52,9 %



Destinations

10



Routes

13

- Destination
- New destination



Source:

Aena. Provisional non-audited data 2023 (round trip)

Destination: airport pair. Route is destination by airline

Destination: +5,000 pax/2023

New destination: +5,000 pax/2023 and -1,000 pax/2022

# Route map · Europe · 2023

SB Santander



Pax

550K



Share

44,3 %



Destinations

14



Routes

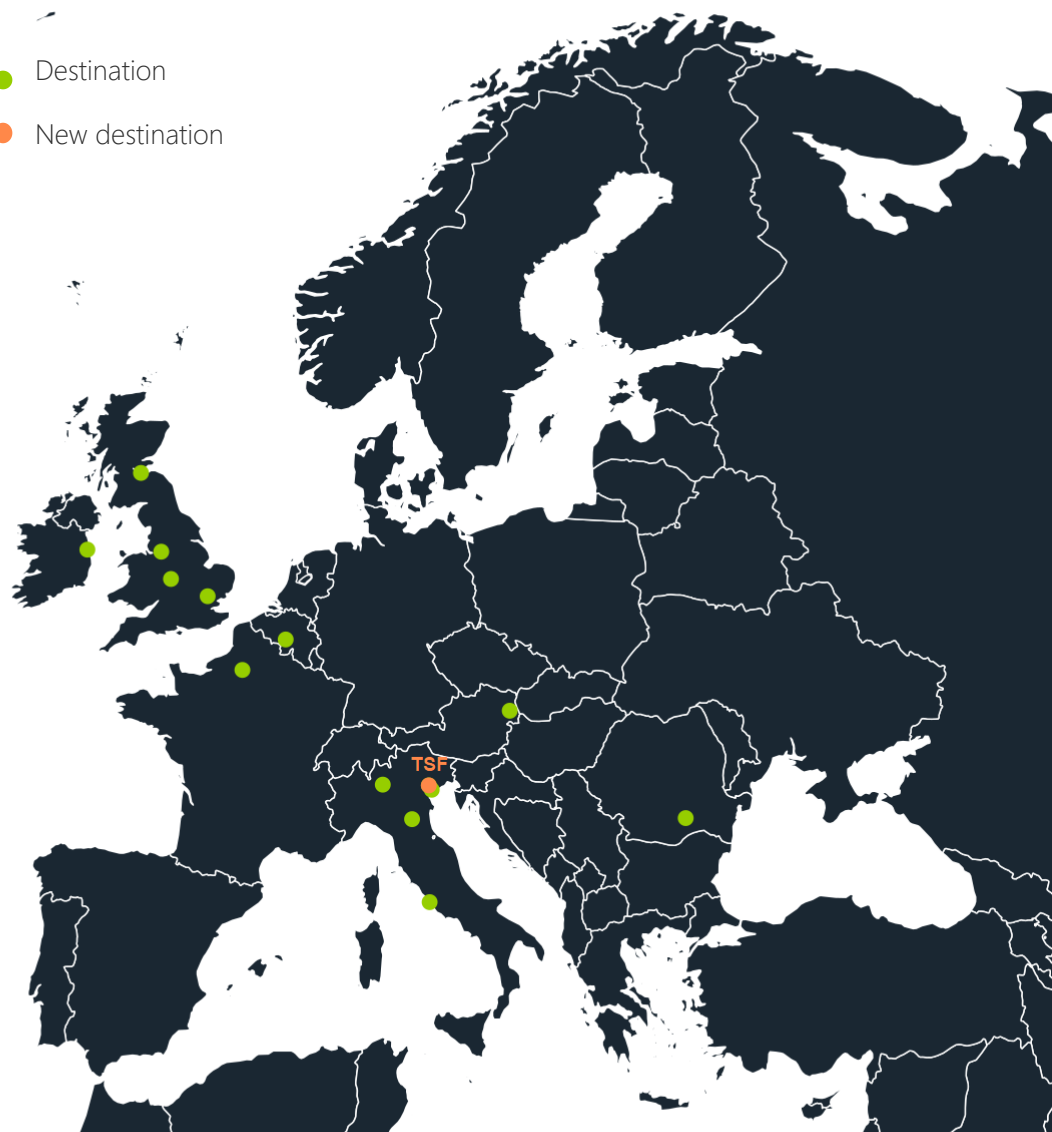
14

Top countries

Destinations

Italy	5
United Kingdom	4
Belgium	1
Ireland	1
Romania	1

- Destination
- New destination



Source:

Aena. Provisional non-audited data 2023 (round trip)

Destination: airport pair. Route is destination by airline

Destination: +5,000 pax/2023

New destination: +5,000 pax/2023 and -1,000 pax/2022

# Route map · Africa · 2023

SB Santander



Pax  
34K



Share  
2,8 %



Destinations  
1



Routes  
1

Top countries

Destinations

Morocco

1

- Destination
- New destination



Source:

Aena. Provisional non-audited data 2023 (round trip)  
Destination: airport pair. Route is destination by airline

Destination: +5,000 pax/2023  
New destination: +5,000 pax/2023 and -1,000 pax/2022

# Passenger profile

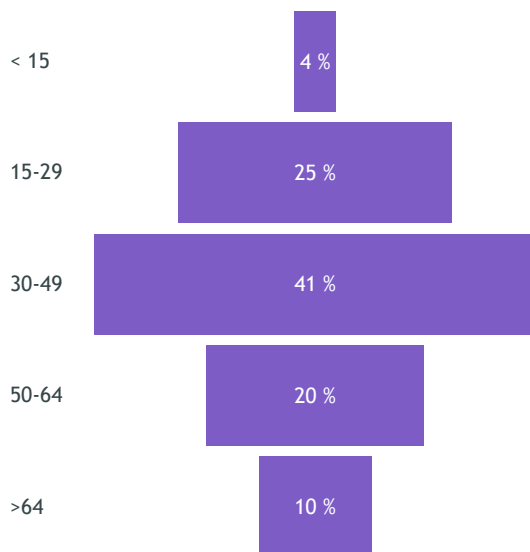
SB Santander




## Gender



## Age



## Reason for travelling



## Residence

35% SDR apt. province



32 %  
Rest of Spain

33 %  
Foreign

## Nationality



66 %  
Spain

34 %  
Foreign

Source:

Aena surveys (sample=2,220)

Data collected from May 24 to 30, 2023

Expansion: Departing commercial passengers in 2023

Capacity **1.8 M** passenger

## Summer 24

Terminal capacity	Pax/H	Arrivals	Departures	
		700 190 Non Sch 190 Non UE	600 220 Non Sch	
Runway capacity	Arrivals		Departures	Total
	8		8	12



### ⇒ Commercial aviation parking stands: 12

8	B-737-800
3	B-737-100
1	F-50

⇒ **Code OACI: LEXJ**

⇒ **Code IATA: SDR**

⇒ Altitude (reference point): 5 m

⇒ Reference temperature: 24°C

⇒ Service timetable (UTC):

S: 04:30-21:00 (PS 2 HR PPR)

W: 05:30-22:00 (PS 2 HR PPR)

⇒ Fire category: 7

### Runway:

⇒ 11/29 (2,320 x 45 m)

Source:

AIP Spain (last available)  
AECFA (Summer 24)  
DORA 2022-2026





Seve Ballesteros-Santander airport **has implemented an Integrated Quality and Environmental Management System, certified according to ISO 9001 and ISO 14001 standards.**



The airport got **‘The Voice of the customer’** recognition by **ACI World** in 2021.

SB Santander Airport was awarded with **Best Hygiene Measures by Region** (Europe) at the **ASQ (Airport Service Quality) Awards** given by the **Airports Council International (ACI)** in 2020, 2021 and 2022.

SB Santander Airport was **certified by the Spanish Aviation Agency (AESA), according to EU 139/2014 regulation.**



As part of the environmental initiatives that SB Santander is applying, it has acquired new electric vehicles and has implemented efficient energetic actions focused on reduction of CO<sub>2</sub> emissions.



Yearly **quality surveys** for airlines and passengers are carried out in order to monitor their perception of the airport services.

# Our commitment with sustainability

SB Santander



## AENA and the Sustainable Development Goals



Towards Sustainable Development

We guarantee sustainable consumption modalities

We generate a sustainable economic growth

We promote diversity and social inclusion

We strengthen partnerships to achieve sustainable goals

We protect the environment and fight against climate change



Member of  
**Dow Jones Sustainability Indices**  
Powered by the S&P Global CSA



### FTSE4 Good Index

The analyst FTSE Russell assesses Aena Annually in terms of sustainability, having obtained a 5 out of 5 for its ESG performance in 2023.

### Dow Jones Sustainability Index

Aena scored 75 points in the environmental category and 72 points in the social category (out of 100), making it the fourth most sustainable company globally in the transportation and infrastructure sector.

### UN Global Compact

Aena has adhered to the Global Compact by supporting its ten principles since 2017.



### Climate Leaders

Aena made it onto the "Europe's Climate Leaders 2023" list, compiled by the Financial Times, securing the top spot in Spain's transportation sector.

[Climate Action Plan](#)



## More significant targets and projects

2026

**CARBON NEUTRALITY**  
with offsetting

**CARBON NEUTRAL AIRPORTS** **2026**

2026

**Carbon neutral accreditation**  
Level 4+ in 2026 and Level 5+ in 2030 at the main airports



2030

**NET ZERO carbon**

**NET ZERO CARBON**



### Renewable energy

- Photovoltaic plan
- 100% purchase electricity through renewable energy guarantees of origin



### Sustainable mobility

- Charging points for electric vehicles
- Eco-cars fleet plan



### Climate Action Plan

- It includes appropriate management, monitoring and communication mechanisms

Aena was in 2021 the first company in Spain and one of the first around the world to inform shareholders yearly of its strategy against climate change from its Climate Action Plan.



# Incentives & marketing support

SB Santander



## Incentives and discounts



Business  
opportunities

A very diverse programme  
of rate incentives for airlines



 [Incentives and discounts](#)



## Marketing Support



Marketing

Marketing campaigns  
to promote new routes



 [Marketing Support](#)



# Thank you



Company committed to the United Nations  
Sustainable Development Goals (SDGs)



**airports  
for you** 

**AGENDA  
2030**