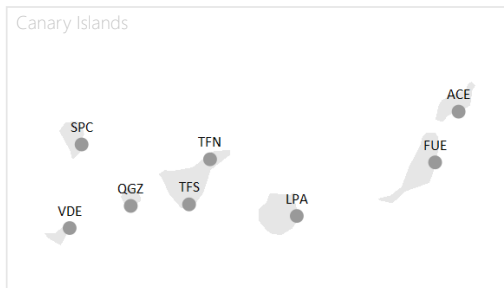


# Zaragoza Airport

## 2023

# Zaragoza



Aena Spanish Airports  
(excluding MCV, QSA, SBO exclusive for GA)

# Highlights 2019 · 2023

Zaragoza



2019

2022

2023



Pax

468K

% Var. previous year

-4,4 %

628K

% Var. 23-22

9,2 %

686K

% Var. 23-19

46,6 %



Ops

9K

% Var. previous year

-2,4 %

10K

% Var. 23-22

-3,6 %

10K

% Var. 23-19

10,8 %



Cargo\*

182,6M

% Var. previous year

9,5 %

127,0M

% Var. 23-22

2,2 %

129,8M

% Var. 23-19

-28,9 %

Source:

Aena. Provisional non-audited data 2023 (round trip)

\* Kilograms

# Highlights 2023


Zaragoza



 Avg. pax / week  
**13,2K**

Avg. ops / week   
**187**

  
Countries \*

**9**  
 Destinations  
**18**  
Destinations  
**2**  
New Destinations

  
Airlines \*



**7**

  
Routes \*

**20**  
Domestic  
**8**  
International  
**12**

  
Pax profile

**64% holidays**

· Residence ·  
53% ZAZ apt. province  
25% rest of Spain   
22% foreign 

  
Info

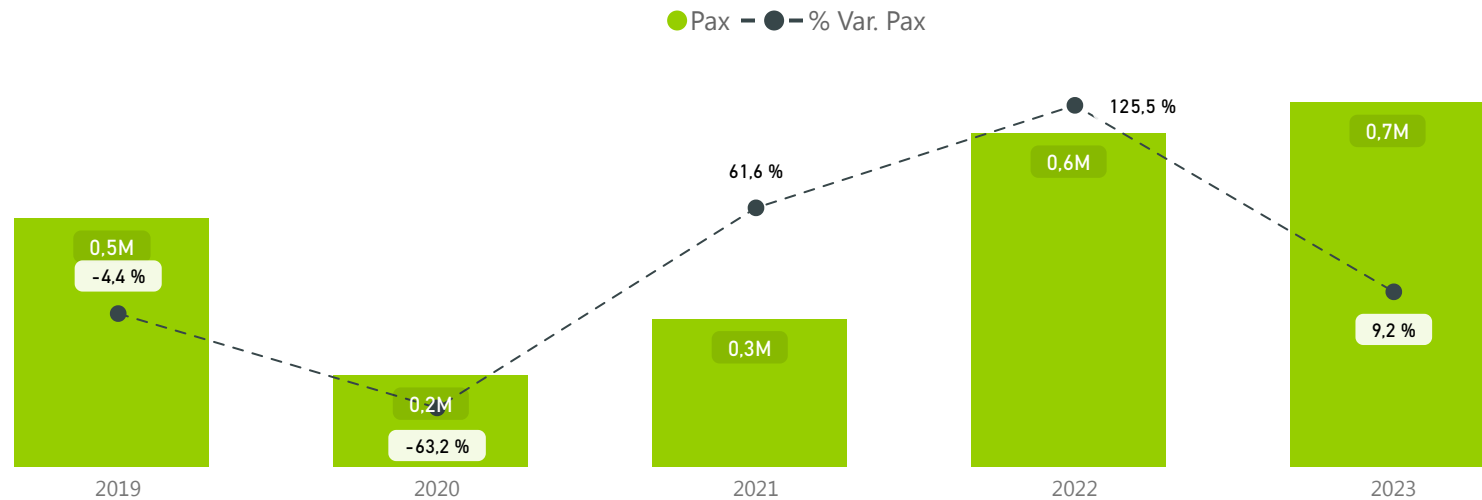
· Runway cap. ·  
Ops. dep: 8  
Ops. arr: 8  
Total ops: 14

## Sources:

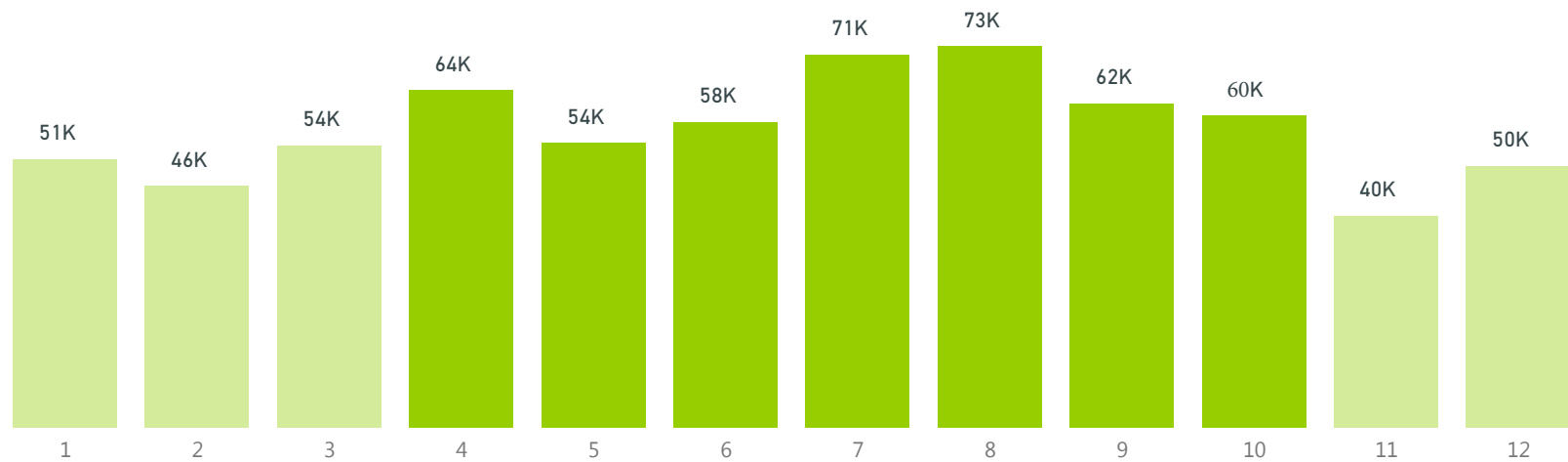
\* + 5,000 pax/year. Aena. Provisional non-audited data 2023 (round trip)

Aena surveys

## Annual traffic evolution



## Monthly traffic evolution · 2023



Source:

Aena. Provisional non-audited data 2023 (round trip)

65 %  
Summer season

# Traffic statistics 2023

Zaragoza



## Traffic distribution

International




Total countries \*  
8



61%

421K international pax  
3,7 % Var. 23-22

Domestic

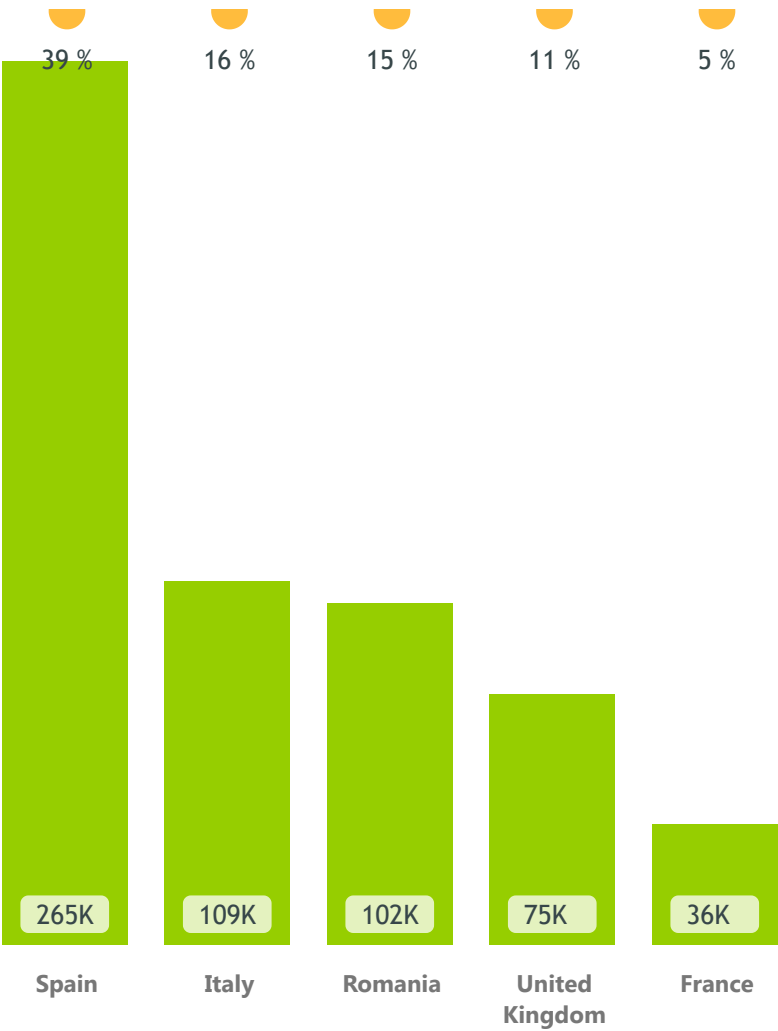


39%

265K domestic pax  
19,4 % Var. 23-22

## Main countries \*

market share  
pax

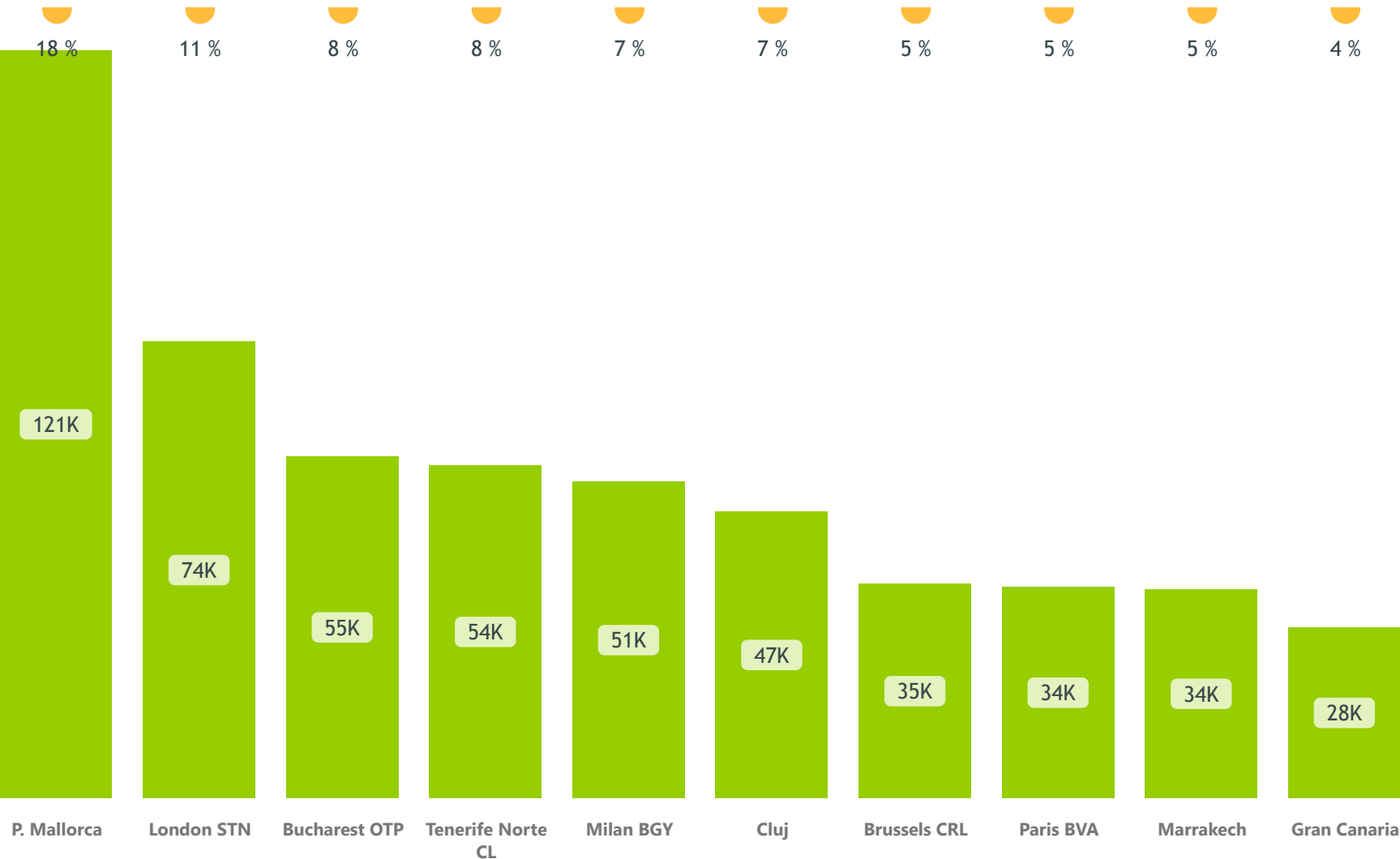


Source:

\* + 5,000 pax/year. Aena. Provisional non-audited data 2023 (round trip)

## Main destinations \*

market share  
pax



Source:

\* + 5,000 pax/year. Aena. Provisional non-audited data 2023 (round trip)

## Main airlines \*

● Domestic ● International



Airline	Pax	% Var. 23-22	Share	Routes *
Ryanair	373.610	23 %	55 %	12
Vueling	111.091	-14 %	16 %	3
Wizz Air	102.153	9 %	15 %	2
Binter Canarias	48.840	13 %	7 %	2
Volotea	19.221	-36 %	3 %	1
Air Horizont	8.205	266 %	1 %	0
Alba Star	5.522	>1000 %	1 %	0

Airlines

7



Charter

4 %

28K

Pax

Source:

\* + 5,000 pax/year. Aena. Provisional non-audited data 2023 (round trip)



# Route map · Domestic · 2023

Zaragoza



Pax

265K

- Destination
- New destination



Share

38,6 %



Destinations

6



Routes

8



## Source:

Aena. Provisional non-audited data 2023 (round trip)

Destination: airport pair. Route is destination by airline

Destination: +5,000 pax/2023

New destination: +5,000 pax/2023 and -1,000 pax/2022

# Route map · Europe · 2023

Zaragoza



Pax

381K



Share

55,6 %



Destinations

11



Routes

11

Top countries

Destinations

Italy	4
Romania	2
Belgium	1
France	1
United Kingdom	1

- Destination
- New destination



Source:

Aena. Provisional non-audited data 2023 (round trip)

Destination: airport pair. Route is destination by airline


Destination: +5,000 pax/2023

New destination: +5,000 pax/2023 and -1,000 pax/2022

# Route map · Africa · 2023


Zaragoza






Pax

37K




Share

5,5 %



Destinations

1



Routes

1

Top countries

Destinations

Morocco	1
---------	---

- Destination
- New destination



Source:  
Aena. Provisional non-audited data 2023 (round trip)  
Destination: airport pair. Route is destination by airline

Destination: +5,000 pax/2023  
New destination: +5,000 pax/2023 and -1,000 pax/2022

# Passenger profile

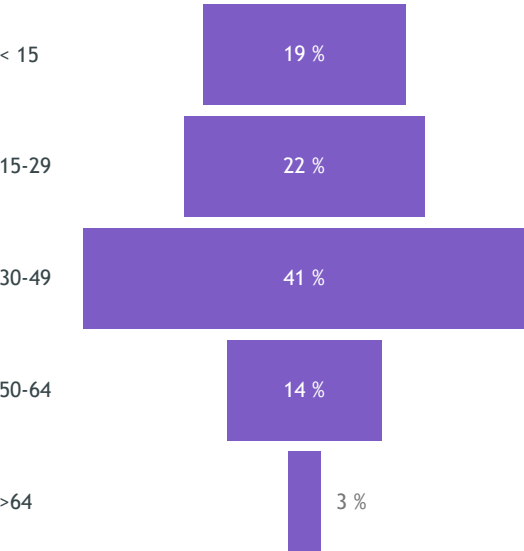
Zaragoza



## Gender



## Age



## Reason for travelling



## Residence

54% ZAZ apt. province



26 %  
Rest of Spain

20 %  
Foreign

## Nationality



65 %  
Spain

35 %  
Foreign

Source:  
Aena surveys (sample=901)  
Data collected from June 22 to 28, 2017  
Expansion: Departing commercial passengers in 2023

Capacity **900.000** passenger

### Summer 24

Terminal capacity	Pax/H	Arrivals		Departures	
		975		700	
		270 EU Non Sch+Non UE		400 Non Sch	

Runway capacity	Arrivals	Departures	Total
	8	8	14



### ⇒ Commercial aviation parking stands: 14

6(5)	B-747-800	2(1)	A-300
2(1)	B-747-400	4(3)	B-737-800
9	General aviation		

Note.- ( ) It appears in brackets the declared capacities that will be reduced or modified as a result of the execution of works during the season.

**Code OACI: LEZG**

**Code IATA: ZAZ**

- ⇒ Altitude (reference point): 263 m
- ⇒ Reference temperature: 32°C
- ⇒ Service timetable (UTC): H-24 all year long for cargo aircraft
- S: 04:45-21:00 (PS 2 HR PPR)
- W: 05:45-22:00 (PS 2 HR PPR)
- Fire category: 7

### Runways:

- ⇒ 12R/30L (3,718 x 45 m)
- ⇒ 12L/30R (3,032 x 45 m)

Source:

AIP Spain (last available)  
AECFA (Summer 24)  
DORA 2022-2026



Terminal building



2  
Runways  
CAT II/III



15  
Check-in counters



Security  
personnel



6  
Boarding  
gates



11  
Parking places



S: 04:45-21:00  
W: 05:45-22:00



3  
Baggage reclaim  
carousel



1,246  
Parking offer



2 (572 m2)  
Restaurants and  
cafeterias



2 (128 m2)  
Shops and duty  
free



Wifi area



Passengers info



Luggage trolleys



Car hire



Banking services



Vending machines



Lost and Found



Luggage services



Accessibility for PMR



Special needs passengers



Families



The airport is focused on having the best image possible. Zaragoza Airport **quality, environment and energy management systems certifications** are: ISO 14001, ISO 9001 and ISO 50001.




The airport got **'The Voice of the customer'** recognition by **ACI World** in 2021.

Zaragoza Airport was named **Best Airport by Size and Region (under 2 million passenger in Europe)**, at the ASQ (Airport Service Quality) awards given by the Airports Council International (ACI) in 2018.

Zaragoza Airport was **certified by the Spanish Aviation Agency (AESA), according to RD 862/2009 regulation.**

Many private companies have rewarded the airport's work:

- UNO, a business organization of logistics and transport operators, recognizes **Zaragoza airport with its award for Logistics Leaders 2019** in the Foreign Trade category for its outstanding work and evolution.
- Zaragoza airport receives the El Vigía award or the best logistics initiatives of 2019 in the **category of air transport**, awarded by El Vigía, digital newspaper and printed monthly magazine.



Yearly **quality surveys** for airlines and passengers are carried out in order to monitor their perception of the airport services.

# Our commitment with sustainability

Zaragoza



## AENA and the Sustainable Development Goals



Towards Sustainable Development

We guarantee sustainable consumption modalities

We generate a sustainable economic growth

We promote diversity and social inclusion

We strengthen partnerships to achieve sustainable goals

We protect the environment and fight against climate change

 [Climate Action Plan](#)



## More significant targets and projects

2026

**CARBON NEUTRALITY**  
with offsetting

**CARBON NEUTRAL AIRPORTS**  **2026**

2026

**Carbon neutral accreditation**  
Level 4+ in 2026 and Level 5+ in 2030 at the main airports



2030

**NET ZERO carbon**

**NET ZERO CARBON** 



### Renewable energy

- Photovoltaic plan
- 100% purchase electricity through renewable energy guarantees of origin



### Sustainable mobility

- Charging points for electric vehicles
- Eco-cars fleet plan



### Climate Action Plan

- It includes appropriate management, monitoring and communication mechanisms



Member of  
**Dow Jones Sustainability Indices**  
Powered by the S&P Global CSA

### FTSE4 Good Index

The analyst FTSE Russell assesses Aena Annually in terms of sustainability, having obtained a 5 out of 5 for its ESG performance in 2023.



### UN Global Compact

Aena has adhered to the Global Compact by supporting its ten principles since 2017.



### Climate Leaders

Aena made it onto the "Europe's Climate Leaders 2023" list, compiled by the Financial Times, securing the top spot in Spain's transportation sector.

Aena was in 2021 the first company in Spain and one of the first around the world to inform shareholders yearly of its strategy against climate change from its Climate Action Plan.



# Incentives & marketing support

Zaragoza



## Incentives and discounts



Business opportunities

A very diverse programme of rate incentives for airlines



[!\[\]\(faf942dc3e59ce8eb64b4ac481eca7e0\_img.jpg\) Incentives and discounts](#)



## Marketing Support



Marketing

Marketing campaigns to promote new routes



[!\[\]\(56549452e01ca28bdf2500ced9653143\_img.jpg\) Marketing Support](#)



# Thank you



Company committed to the United Nations  
Sustainable Development Goals (SDGs)



AGENDA  
**2030**